

Jumping Invitations

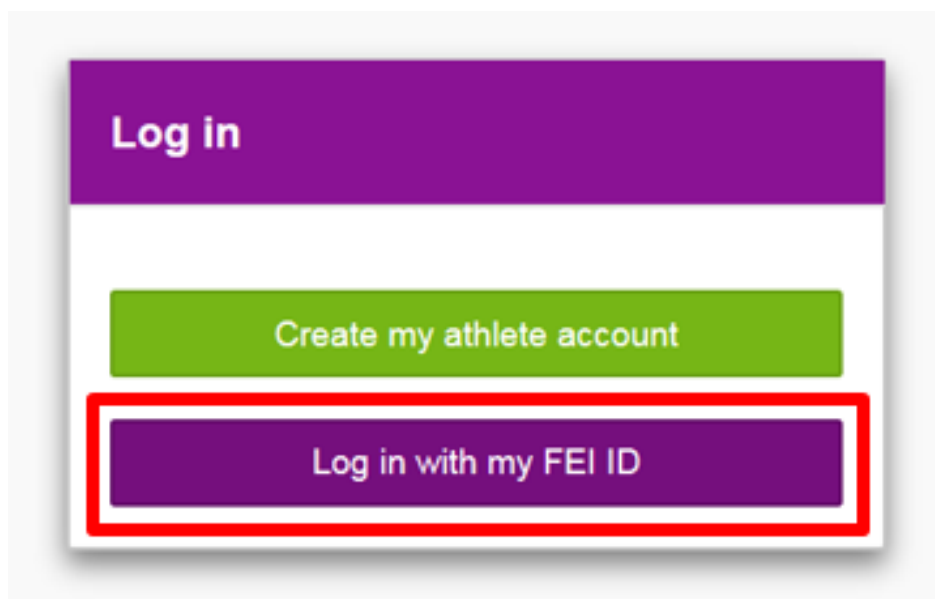
How to log in (log out) to the FEI Online Invitation System on a computer

In order to log in to the FEI online Invitation System, you will need your personal FEI ID number.

If you cannot remember your FEI ID number, please refer to: [How to find my FEI ID Number](#).

The video below outlines the process, you will find step-by-step guidelines below the video.

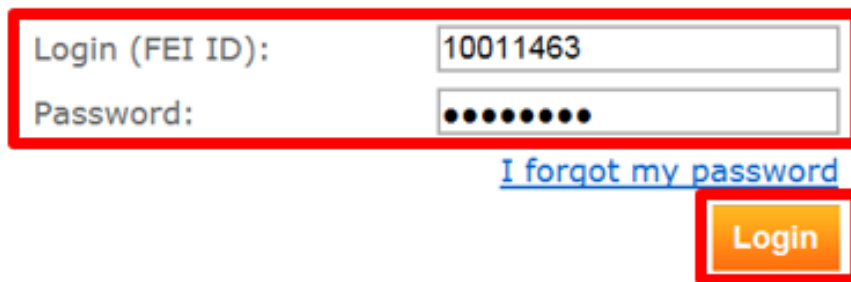
Step 1 : Go to <https://invitation.fei.org> and click **Log in with my FEI ID :**



Step 2 : Enter your FEI credentials and click **Login :**

Jumping Invitations

Please enter your login and your password.
Be careful, password is case sensitive.



Login (FEI ID): 10011463

Password: ●●●●●●

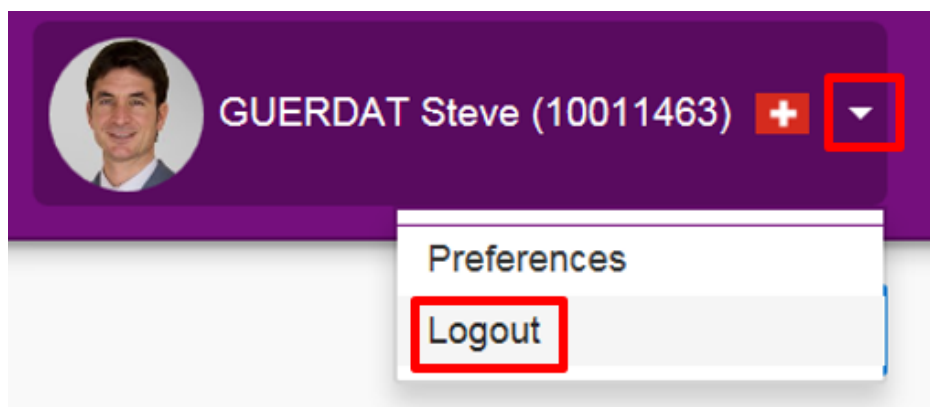
[I forgot my password](#)

Login

You are now logged in.

Please note: if you cannot remember your password, please click on **I forgot my password** and follow the relevant steps.

Step 3 : To log out, click the arrow next to your name, in the top right corner of the screen, then **Logout** :



Unique solution ID: #1119
Author:
Last update: 2019-09-10 12:29