

Jumping Invitations

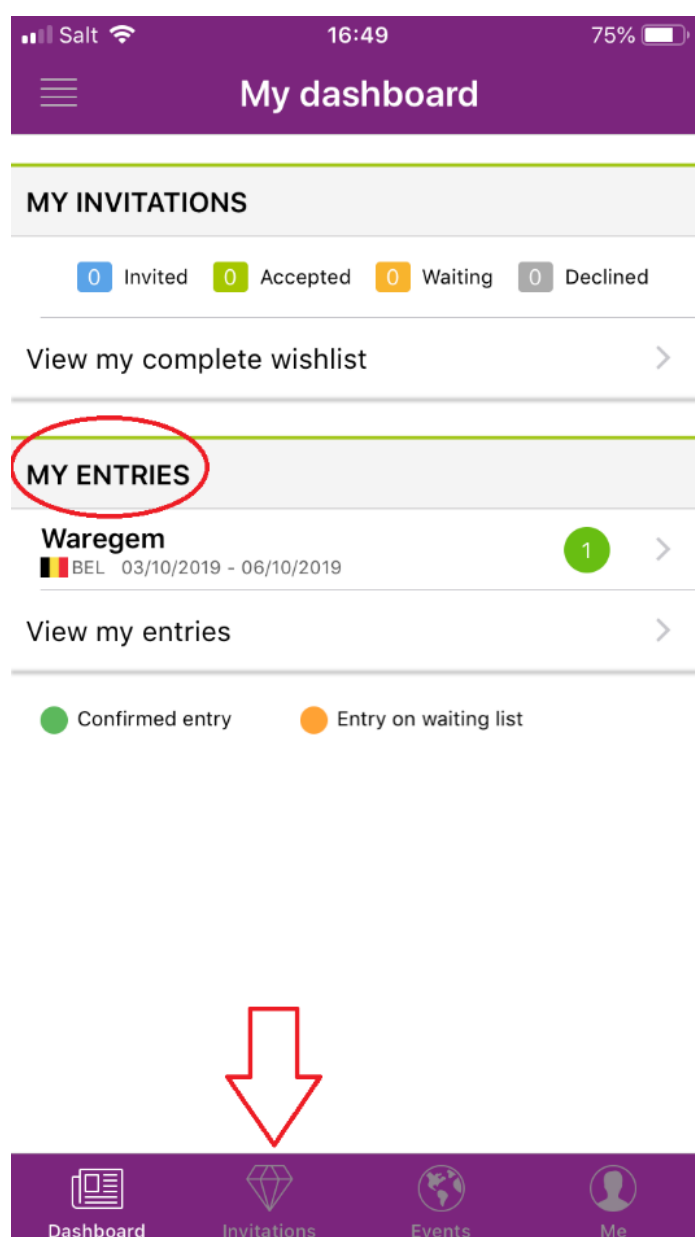
How to make my choices for a specific week on the FEI SportManager App

You have been notified that the Athlete selection period is open for a specific week?

You have downloaded and are using the FEI SportManager App?

Step 1: Login to the FEI SportManager App with your FEI ID number and password.


You will land on your Dashboard, where you can see your upcoming entries under the **My Entries** section and you can navigate to the **Invitations** section from the main menu.




Jumping Invitations

Step 2: By clicking on **Invitations**, you will be directed to the page with the relevant weeks in which you can make your choices.


You must select the week in which you want to add your Events.


 My invitations

INVITATIONS


Go to week... 


WEEK 44
My rank: 22
Longines Rankings #234

26/10/2020
01/11/2020 


Set choices for this week 


WEEK 45
My rank: 22
Longines Rankings #235

02/11/2020
08/11/2020 


Set choices for this week 


WEEK 46
My rank: 22
Longines Rankings #235


09/11/2020
15/11/2020 


Set choices for this week 


WEEK 47
My rank: 22
Longines Rankings #235


16/11/2020
22/11/2020 

Set choices for this week 

 Dashboard

 Invitations

 Events


 Me

Step 3: Here you will see the list of Events using the FEI Invitation System, Events with unlimited entries.


At the bottom of the list you will also see Events with standard entry procedure (if you wish to make an entry for an Event with standard entry procedure, you will need to contact your National Federation).


Jumping Invitations


To add the Event to your list of choices, you must click on **Add a wish**. You can then choose from the available Events by clicking on **Add**, the Event is then added to your wish list.


 Choices


INVITATIONS

Week 44 Athlete 26/10/2020 01/11/2020 






 Event using the invitation system






 Event with unlimited entries





 Event with standard entry procedure

 Overseas air transportation


SHOWS WITH INVITATIONS

 Oldenburg Invitations
29/10/2020 - 01/11/2020
CSI2*  CSIYH1*  CSIAm-A 
CSI4* 

 Tortona Invitations
29/10/2020 - 01/11/2020
CSIYH1*  CSI1*  CSI2* 
CSI3* 

 Opglabbeek Invitations
29/10/2020 - 01/11/2020
CSI3*  CSI1*  CSIYH1* 



Add a wish



Jumping Invitations

← Add a wish



AVAILABLE EVENTS

CSI3*   Opglabbeek
29/10/2020 - 01/11/2020



Add

CSI3*   Tortona
29/10/2020 - 01/11/2020


Add

CSI3*   Riyadh
29/10/2020 - 31/10/2020


Add

CSI4*   Oldenburg
29/10/2020 - 01/11/2020

Add





Jumping Invitations


 Choices


INVITATIONS

Week 44 Athlete 26/10/2020
01/11/2020


 Event using the invitation system

 Event with unlimited entries


 Event with standard entry procedure


 Overseas air transportation


WISH LIST


1  Opglabbeek

29/10/2020 - 01/11/2020


0 / 2 

CSI3* 







SHOWS WITH INVITATIONS


 Oldenburg


Invitations


29/10/2020 - 01/11/2020

CSI2* 

CSIYH1* 


CSIAm-A 


CSI4* 


 Tortona


Invitations

29/10/2020 - 01/11/2020

CSIYH1* 

CSI1* 

CSI2* 



Add a wish

Step 4: You then repeat this action by clicking on **Add a wish**, to make all the choices for that given week.


The Events will be added to your wish list.

To note: If you select an Event with unlimited entries, you are guaranteed to be entered and accepted in that Event during the invitation allocation process. This means:

- you cannot add two Events with unlimited entries to your wish list

Jumping Invitations

- the Event with unlimited entries must be at the end of your wish list, after the Events using the FEI Invitation System.

 Choices

INVITATIONS

Week 44 Athlete 26/10/2020
01/11/2020

IS

 Event using the invitation system

UL

 Event with unlimited entries

SE


 Event with standard entry procedure

✈

 Overseas air transportation

WISH LIST



1

 Opglabbeek
29/10/2020 - 01/11/2020


0 / 2

CSI3*

IS



 

2


 Riyadh
29/10/2020 - 31/10/2020

CSI3*

IS


 


3

 Tortona
29/10/2020 - 01/11/2020

CSI3*

UL



You can reorder your choices by touching the icon: 

Step 5: Add your Horses if you know which Horses you will be riding, or add the relevant number of Horse slots if you are not sure yet which Horses you will ride. [Click here to see how to add a Horse to my wish list.](#)

All actions are saved automatically.

Jumping Invitations

Unique solution ID: #1168

Author:

Last update: 2020-09-24 16:58