

Jumping Invitations

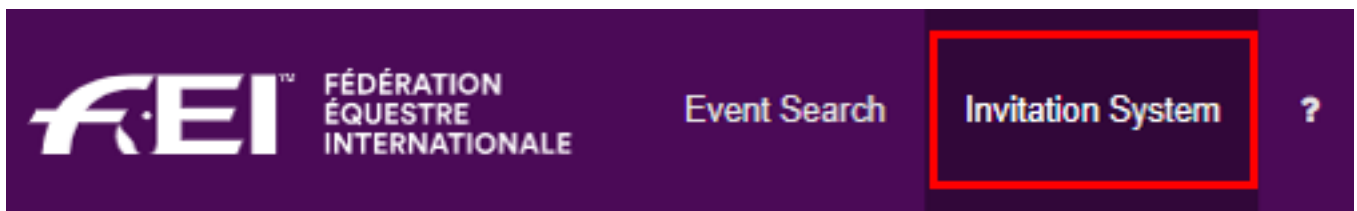
How to change the Event priority of my Athlete's choices

As a National Federation member, you can handle the priority of your Athlete's Event choices.

You can change the order of their Events prior to the allocation of invitations, this will then influence which invitation they might receive.

Step 1: Go to <https://invitation.fei.org> and login with your FEI ID number and password.

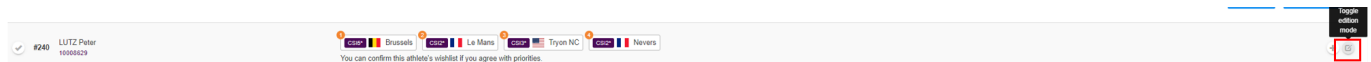
Step 2: In the top menu bar, click on **Invitation System**.



Step 3: Select the week in which you want to edit the priority of your Athlete's choices.





Step 4: To change the priority of the Events, click the **Toggle** button on the right of the Athlete's name.





Step 5: Use the drag & drop functionality to change the order of the Events in the Athlete's list:


Jumping Invitations


 #240 LUTZ Peter
10008629

1 CSI5*  Brussels

2 CSI2*  Nevers

3 CSI2*  Le Mans

4 CSI3*  Tryon NC

You can change wishes priorities by using drag and drop on events labels.
You can add an event wish by using the  button.

Or use the small arrows to change the priority of your Athlete's choices:

Please note: all changes are automatically saved, but you must confirm your Athlete's wish list prior to the allocation of invitations.

Unique solution ID: #1121

Author:

Last update: 2020-01-04 16:35