

# All Users

## How to check-in a Horse using the FEI HorseApp

The FEI has requested that all FEI Horses are "checked-in"?

There has been a virus outbreak and we need to know the location of your Horse?

**Step 1:** To check-in your Horse, you must download and use the FEI HorseApp.

[Click here for all information related to the FEI HorseApp including the links to download the App.](#)

**Step 2:** To see how to check-in your Horse on the FEI HorseApp, you can use the step-by-step guidelines below or watch the following video:

To note: click on 'Watch on YouTube' to open the video in full screen.

Step-by-step process to check-in a Horse on the FEI HorseApp:

**Step 1:** Log in to the FEI HorseApp with your FEI ID number and password.

[Click here to see how to log in to the FEI HorseApp.](#)

**Step 2 - Option a:** Once logged in, you will land on your Dashboard where you can directly select the Horse under **MY HORSES** and follow **step 3**.

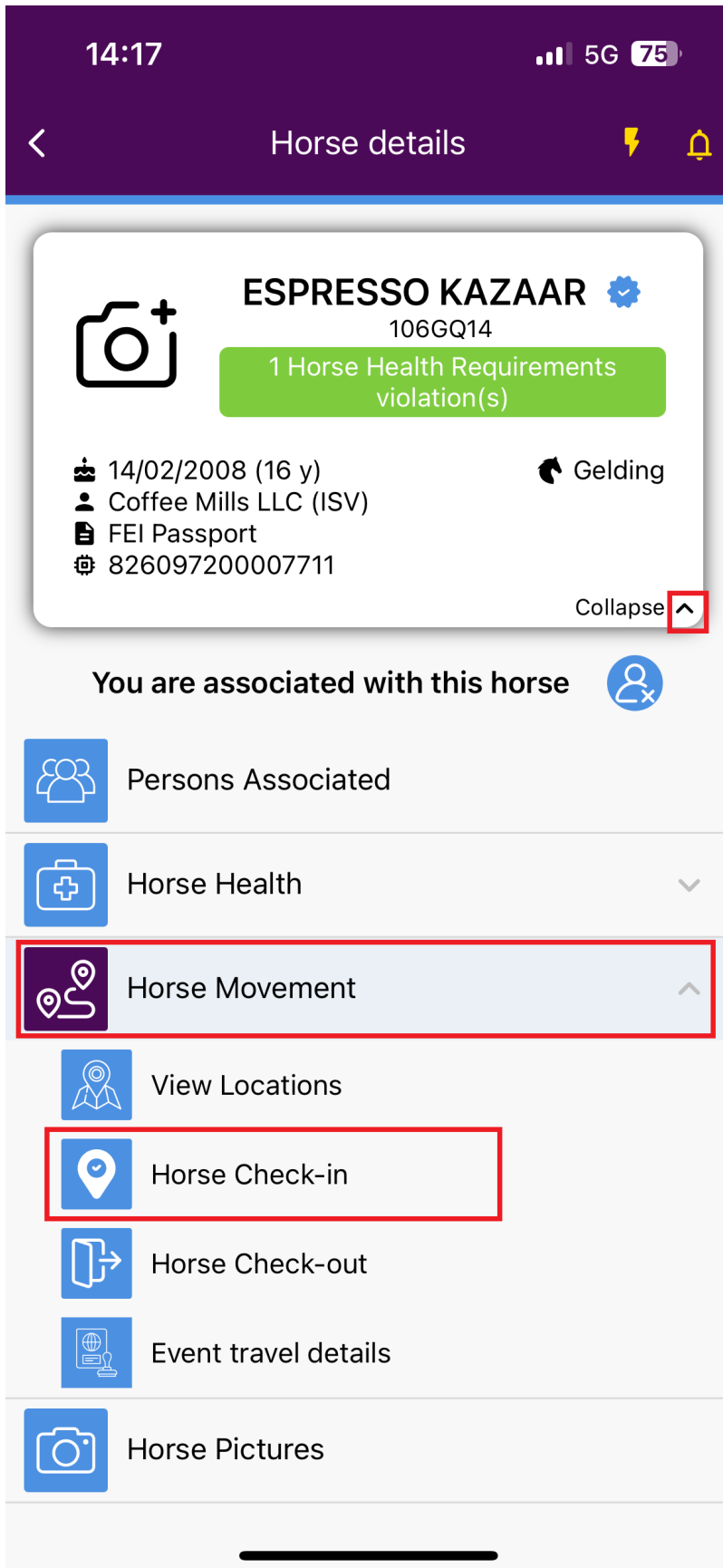
[Click here to see how to manage your Horses on the FEI HorseApp.](#)

## All Users

**Step 2 - Option b:** Navigate to the **My Horses** section and select the Horse for which you need to do a check-in.

**Step 3:** You can **expand** the Horse information to check you are on the correct Horse. Open the **Horse Movement** menu and click on **Horse check-in**.

# All Users



**Step 4:** The FEI HorseApp will ask if you are currently at an FEI Show or not.

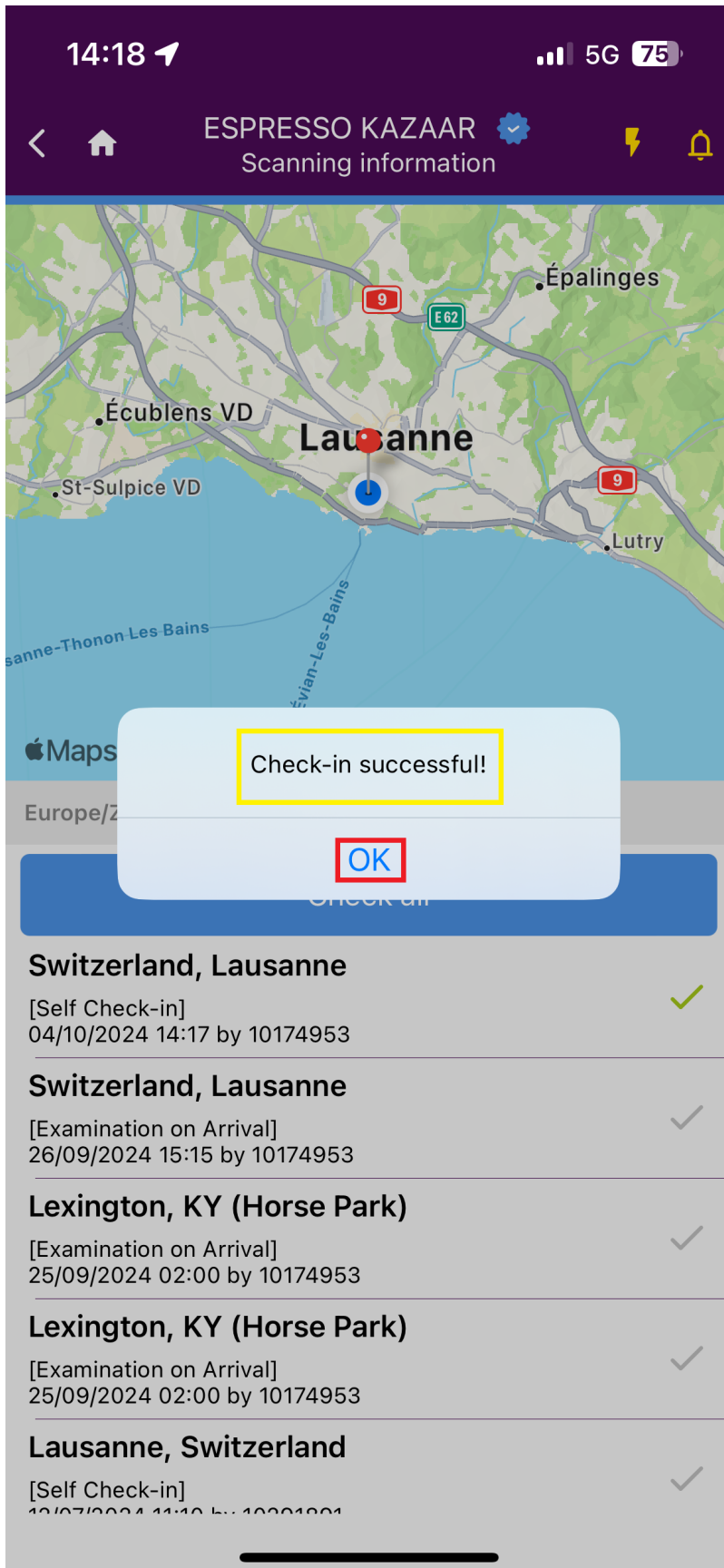
This will help us locate and trace any in-contact Horses.

# All Users

## Option 1: You are not at an FEI Show



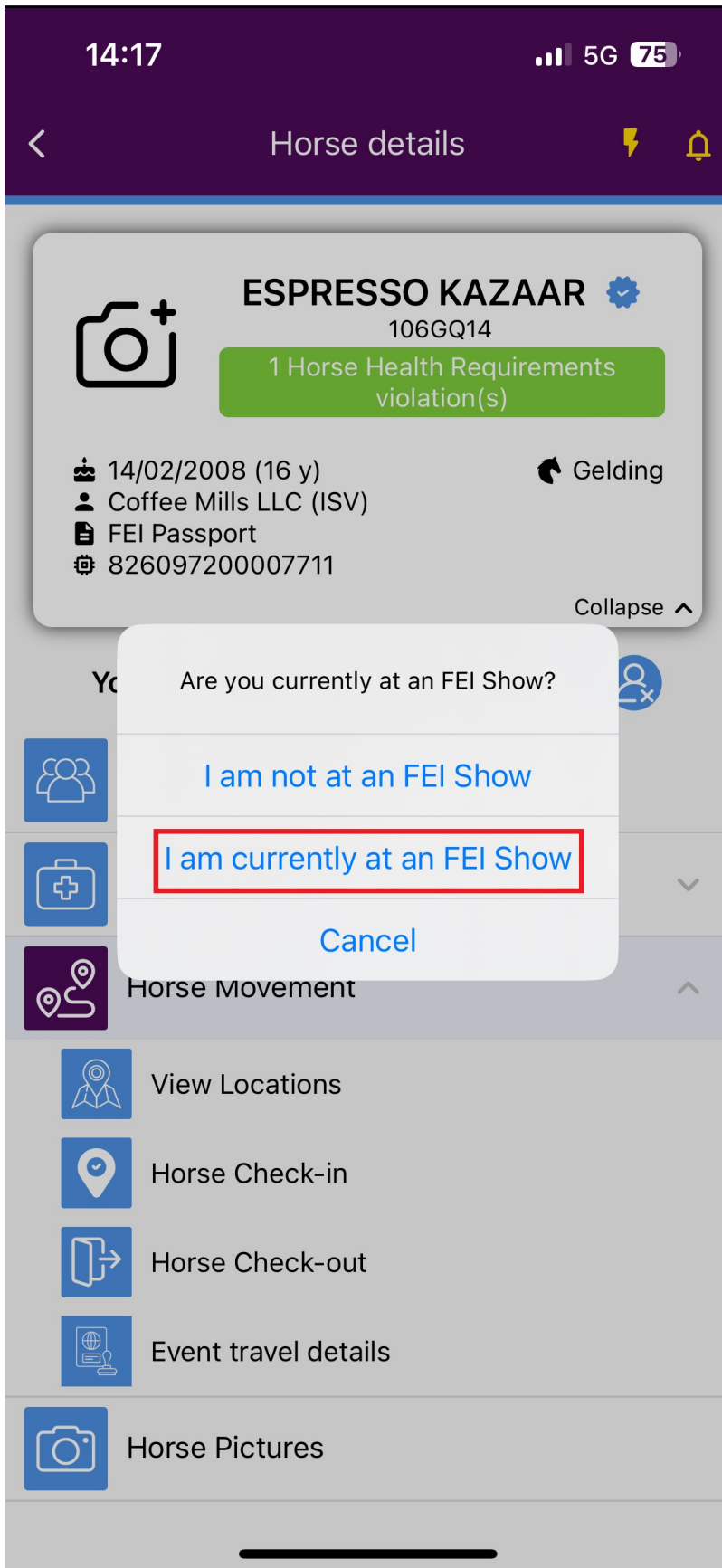
# All Users






You have informed us that you are not at an FEI Show, the GPS coordinates of your check-in have been saved and the location of your Horse has been registered by the FEI.






# All Users


## Option 2: You are currently at an FEI Show




# All Users

14:18   5G 

  ESPRESSO KAZAAR   


 Search a show Cancel

**Recently selected**


 **Thessaloniki - Ippos Club (GRE)** 02/10/2024  
CSI1\*,CSI2\*,CSIYH1\* 06/10/2024

**Please select the show in which the horse will be checked in**


**Devon PA (USA)**

 CDI- 24/09/2024  
W,CDI3\*,CDI2\*,CDI1\*,CDIAm,CDIC 29/09/2024  
h-A,CDIJ,CDIP,CDIU25,CDIY


---

 **Bogotá (COL)** 24/09/2024  
CSI1\*,CSICh-B 29/09/2024


---

 **Bonheiden (BEL)** 25/09/2024  
CSI1\*,CSI2\*,CSIYH1\* incl. 8yo 29/09/2024


---

 **Palermo (ITA)** 25/09/2024  
CSI1\*,CSI3\*,CSIYH1\*,CSIYH1\* 29/09/2024


---

 **Lexington, KY (Horse Park) (USA)** 25/09/2024  
CSI3\* 29/09/2024

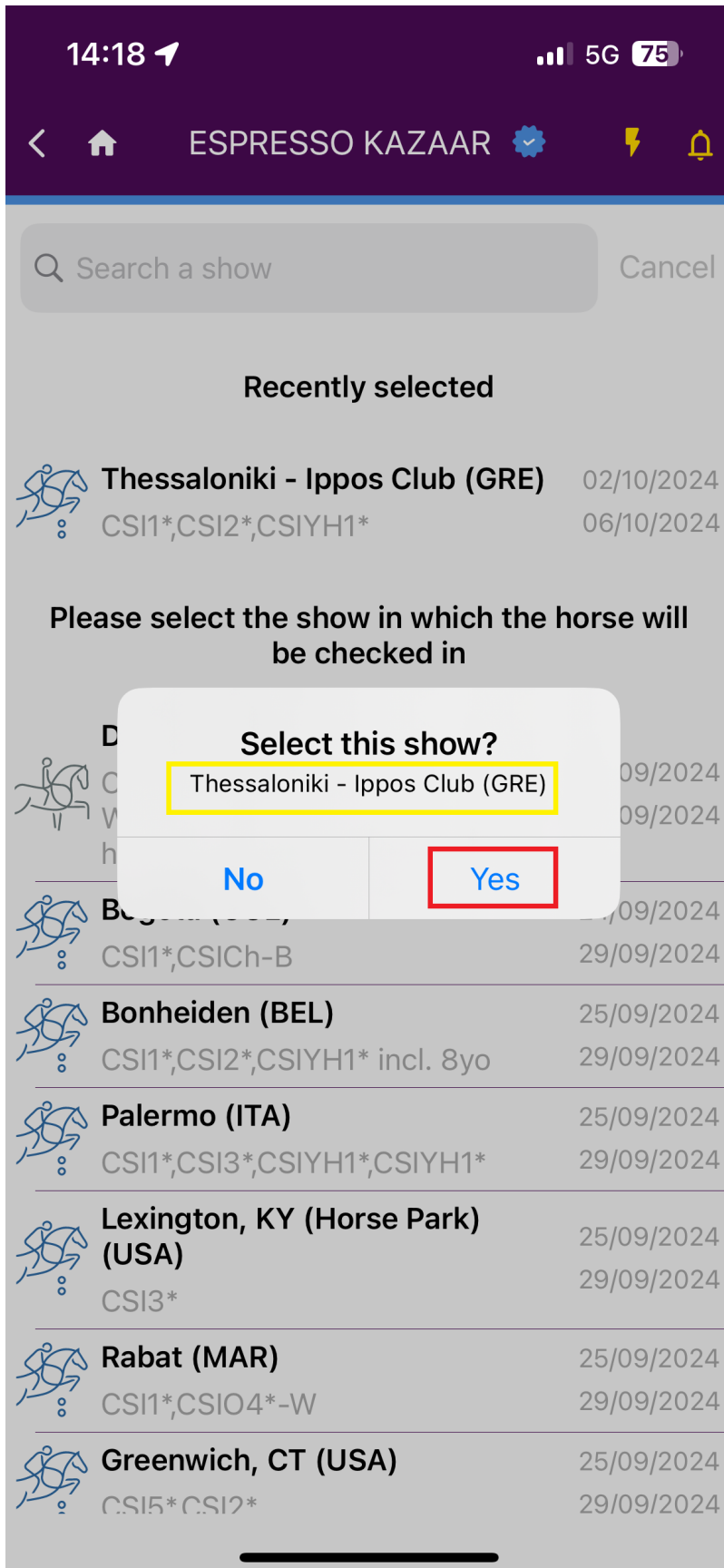
---

 **Rabat (MAR)** 25/09/2024  
CSI1\*,CSIO4\*-W 29/09/2024

---

 **Greenwich, CT (USA)** 25/09/2024  
CSI5\*,CSI2\* 29/09/2024

# All Users

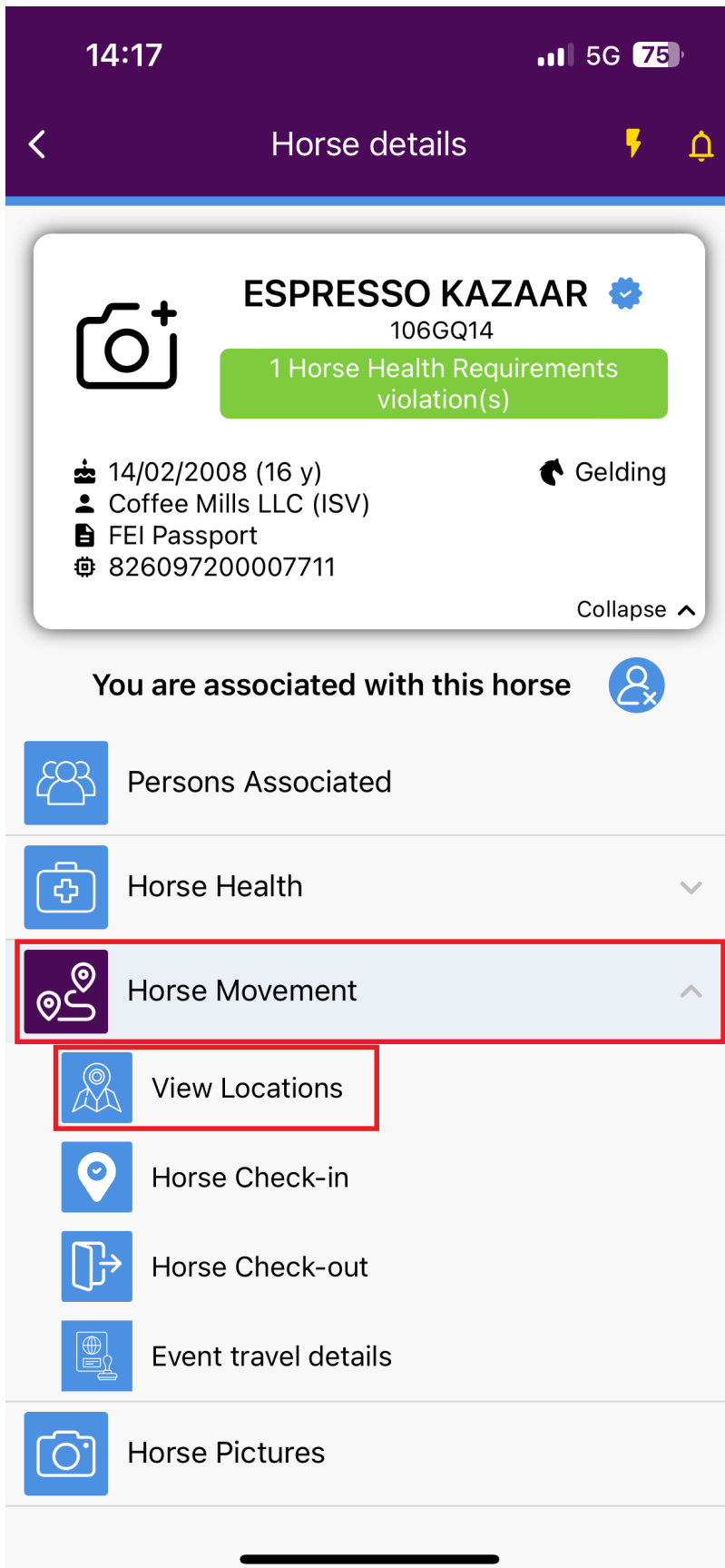


The FEI HorseApp will confirm that you are at an FEI Show and the GPS coordinates of your check-in have been saved and the location of your Horse has been registered by the FEI.

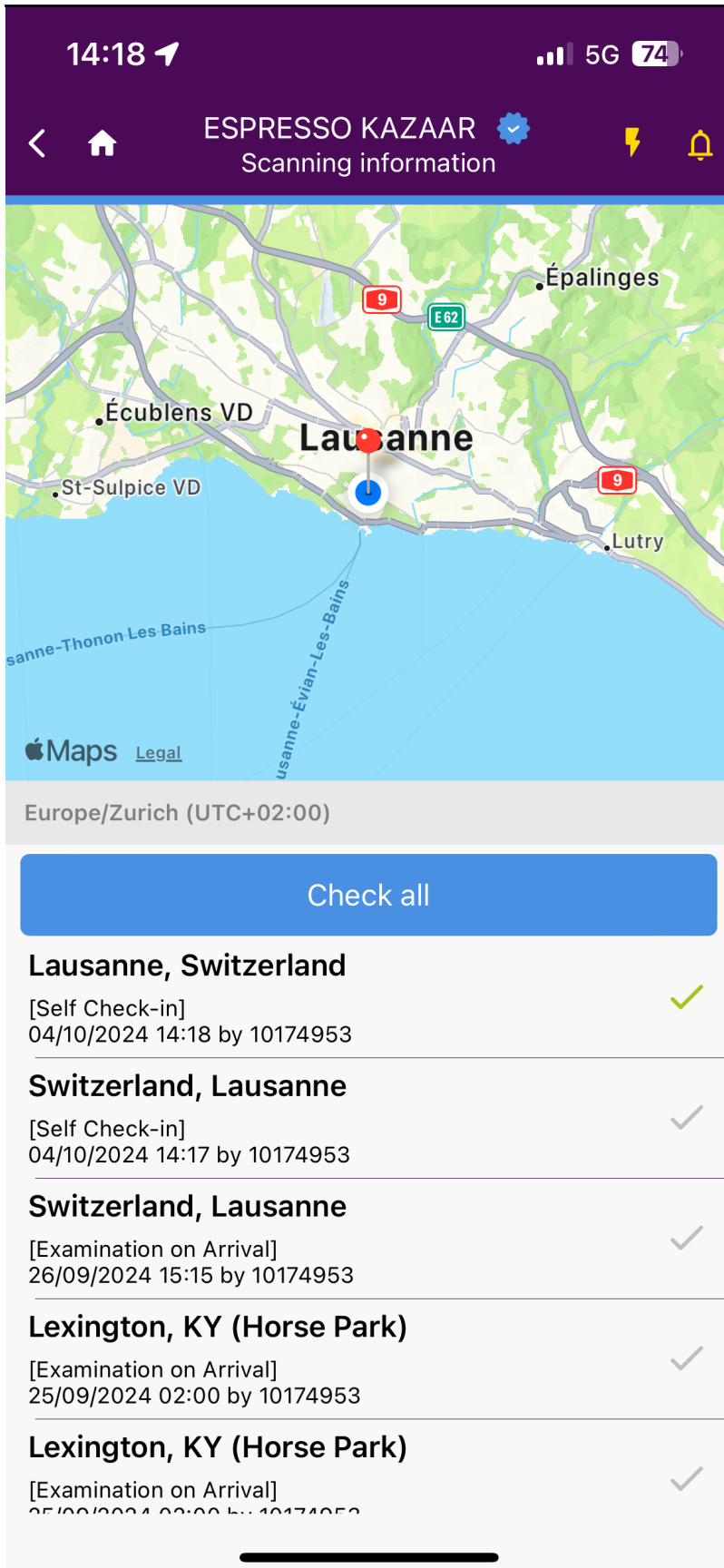


# All Users

**Step 5:** You can **view the locations** of your Horse in the **Horse Movement** section on the Horse' profile page in the FEI HorseApp.



# All Users



# All Users

You can repeat this process for all your FEI Horses.

Unique solution ID: #1244

Author:

Last update: 2024-10-04 14:39