

# All Users

## How to submit my Horse Health Self-Certification Form on the FEI HorseApp

You are attending an FEI Event and you need to submit the Horse Health Self-Certification Form?

You are the Athlete or Groom of a FEI Horse and need to declare your Horse is healthy prior to competing?

**Step 1:** You must be associated with your Horse and your Horse be listed on your My Horses list before you can fill in a Horse Health Self-Certification Form. [Click here to see how to manage My Horses on the FEI HorseApp.](#)

**Step 2:** To see how to submit your Horse Health Self-Certification Form on the FEI HorseApp, you can use the step-by-step guideline below or watch the following video:

To note: click on 'Watch on YouTube' to open the video in full screen.

### **Step-by-step process to submit your Horse Health Self-Certification Form on the FEI HorseApp:**

**Step 1:** Log in to the FEI HorseApp with your FEI ID number and password.

[Click here to see how to log in to the FEI HorseApp.](#)

**Step 2 - Option a:** Once logged in, you will land on your Dashboard, you can click on the **purple arrow** and select **Self-Certification forms**.

# All Users

You can select the Horse(s) that will be present at the FEI Event and for which you have to fill in the Self-Certification form. You can select more than one Horse and therefore fill in the Self-Certification for all the selected Horses in one go. Once you have selected the Horse(s), click on **Next** and follow **step 3**.

13:54 72

< Self-Certification ⚡ 🔔

Select one or more horses

CHAMPONY				<input type="radio"/>
107LH16	N/A	P	Stallion	
ESPRESSO KAZAAR				<input checked="" type="checkbox"/>
106GQ14	N/A	P	Gelding	
LATTE MACCHIATO				<input checked="" type="checkbox"/>
106GM29	N/A	P	Gelding	

Fill in the self-certification form for these 2 horses

Next >

# All Users

**Step 2 - Option b:** Navigate to the **My Horses** section and click on **Self-Certification Form**.

# All Users

You can select the Horse(s) that will be present at the FEI Event and for which you have to fill in the Self-Certification form. You can select more than one Horse and therefore fill in the Self-Certification for all the selected Horses in one go. Once you have selected the Horse(s), click on **Next** and follow **step 3**.

# All Users

13:54

72



Self-Certification



Select one or more horses

CHAMPONY	N/A	P	Stallion	<input type="radio"/>
107LH16				
ESPRESSO KAZAAR	N/A	P	Gelding	<input checked="" type="checkbox"/>
106GQ14				
LATTE MACCHIATO	N/A	P	Gelding	<input checked="" type="checkbox"/>
106GM29				

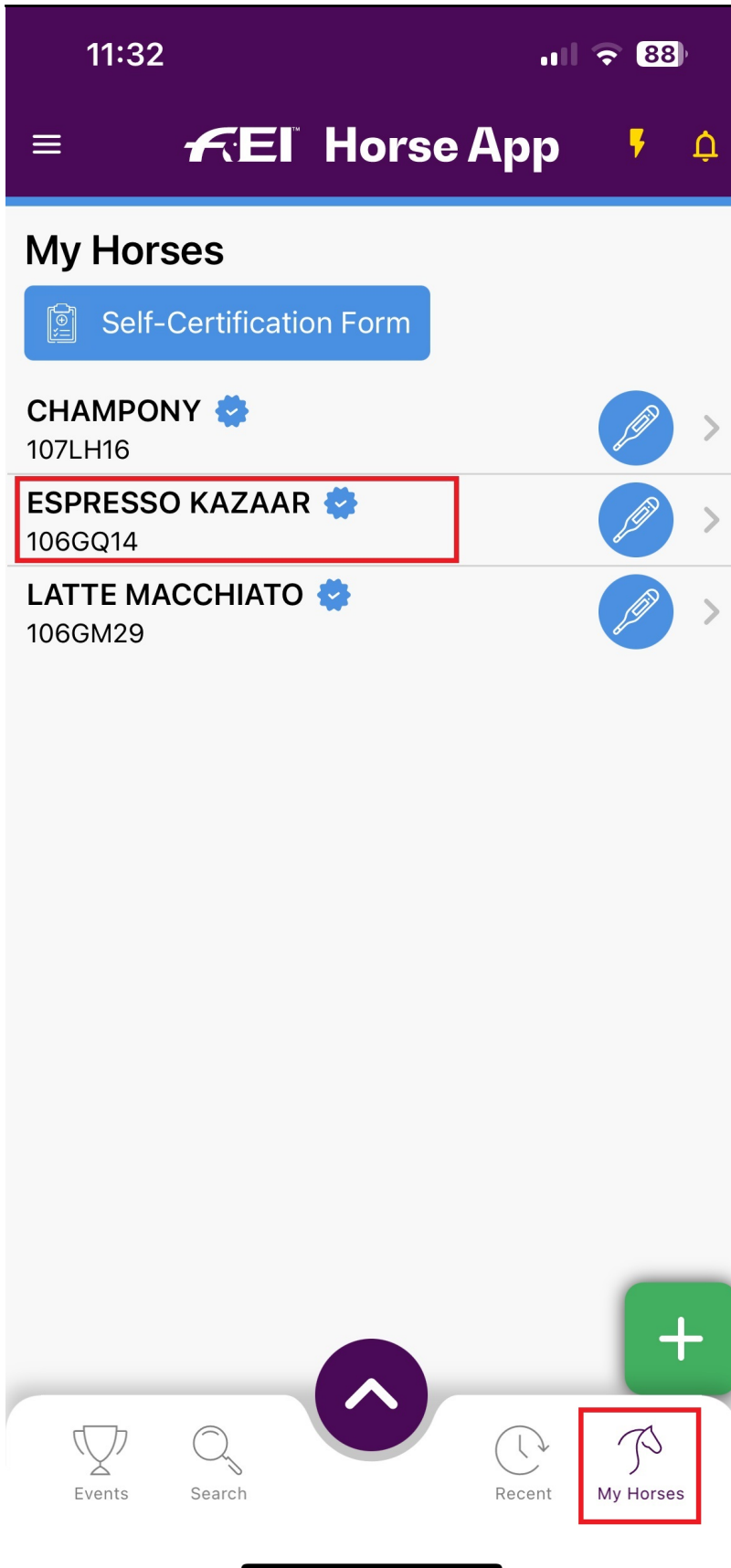
Fill in the self-certification form for these 2 horses

Next >

# All Users

**Step 2 - Option c:** Navigate to the **My Horses** section. Click on the name of the Horse for which you need to fill in a Self-Certification Form.

# All Users



# All Users

Open the **Horse Health** menu and click on **Self-Certification Form**. If you click on the "+" symbol, you will directly land on **Step 3**.


You can see the past fourteen forms that have been done for this Horse, click on **CREATE NEW** to start a new form.




# All Users






14:02 📶 🔋 71


< Horse details ⚡ 🔔





**LATTE MACCHIATO** ⚙️  
106GM29  
1 Horse Health Requirements violation(s)  
Expand ▾

You are associated with this horse 




-  Persons Associated
-  Horse Health ^
-  Temperature
-  Self-Certification Form +
-  EHV-1 PCR Test





 Horse Movement ▾


 Horse Pictures


 Horse Documents

# All Users

14:05   


  Self-Certification forms  



**LATTE MACCHIATO** 

106GM29

1 Horse Health Requirements violation(s)











Expand 

CREATE NEW

### Current Self-Certification Forms

No current Self-Certifications to show

### Past Self-Certification Forms (showing only the last 14 created)

	<b>St Tropez - Gassin (FRA)</b> CSI3*,CSI1*,CSI2*	18/09/2024 22/09/2024	
	<b>Oliva (ESP)</b> CSI1*,CSI2*,CSIYH1*	10/01/2023 15/01/2023	
	<b>Ornago (ITA)</b> CSIYH1*,CSI1*,CSI2*	23/11/2022 27/11/2022	
	<b>Vilamoura (POR)</b> CSI3*,CSI1*,CSIYH1*	17/10/2022 23/10/2022	
	<b>Tacuarembó (URU)</b> CCI1*-Intro,CCI2*-L,CCI3*-S,CCI3*-L	23/05/2022 26/05/2022	

**Step 3:** Search for or select the Show for which you need to fill-in a Horse Health  
Page 10 / 20

(c) 2024 Fédération Equestre Internationale <usersupport@fei.org> | 2024-11-23 09:22

URL: [https://howto.fei.org/content/20/258/en/how-to-submit-my-horse-health-self\\_certification-form-on-the-fei-horseapp.html](https://howto.fei.org/content/20/258/en/how-to-submit-my-horse-health-self_certification-form-on-the-fei-horseapp.html)

# All Users

Self-Certification Form. If you cannot find the correct Show, please contact [usersupport@fei.org](mailto:usersupport@fei.org).

10:58

< Home Self-Certification Form

Search a show Cancel

Recently selected

<b>Bonheiden (BEL)</b> CDI3*	10/11/2023 22/02/2024
<p>Please select the show these horses are competing in (if you cannot find the correct show, please contact <a href="mailto:usersupport@fei.org">usersupport@fei.org</a>):</p>	
<b>Bonheiden (BEL)</b> CDI3*	10/11/2023 22/02/2024
<b>Dehli - Chhatarpur (IND)</b> CDI1*	04/12/2023 07/12/2023
<b>Oliva (ESP)</b> CSI1*,CSI3*,CSIYH1*	04/12/2023 10/12/2023
<b>Ocala, FL (WEC) (USA)</b>	
CSI3*,CDI- W,CDI3*,CDI1*,CDIAm,CDIY,CDIJ, CDIU25,CDICh- A,CDIP,CDIYH,CDI2*	05/12/2023 09/12/2023
<b>Thermal CA (USA)</b> CSI5*	05/12/2023 10/12/2023
<b>Salzburg Arena Messezentrum (AUT)</b>	
CSI3*,CSIU25-A,CSIAm- A,CSI2*,CSIL	06/12/2023 10/12/2023

# All Users

**Step 4:** You will see the name and FEI ID of the Horse(s) for which you are filling in the Self-Certification Form.

You must inform us who is the **Person Responsible** and the **Groom** in the form, if you are the Person Responsible and/or the Groom, switch on the relevant button. You must also enter the name and contact number of the Horse' **Veterinarian**.

# All Users

10:59



## Self-Certification Form



Please complete and verify all the information below then swipe to confirm



Thermal CA (USA)

05/12/2023

CSI5\*

10/12/2023



### Horse

ESPRESSO KAZAAR - 106GQ14

LATTE MACCHIATO - 106GM29

I am the person responsible



### Person responsible

Enter name

Contact number

I am the groom



### Groom

Enter name

Contact number



### Veterinarian

Enter name

Contact number

I confirm that the selected horses do not show any of the following clinical signs:

- recent cough of unknown cause
- recent nasal discharge of unknown cause
- enlarged lymph nodes
- fever (rectal temperature of more than 38.5°C)
- recent onset of neurological signs of unknown cause
- diarrhea

# All Users

**Step 5:** Scroll down to go through the relevant disclaimer, where you must read the information and **Swipe to confirm**.

# All Users

10:59



## Self-Certification Form



- recent cough of unknown cause
- recent nasal discharge of unknown cause
- enlarged lymph nodes
- fever (rectal temperature of more than 38.5°C)
- recent onset of neurological signs of unknown cause
- diarrhea

I confirm that the selected horses:

- are not under current investigation for any infectious disease including EHV-1
- have not been in contact with and are not kept on the same premises as a horse known to have or be under investigation for any infectious disease including EHV-1
- had their rectal temperatures taken before travel and the reading was less than 38.5°C.

I further confirm that the selected horses' temperatures have been monitored for the preceding 3 days and have been duly entered in the FEI HorseApp.

Although it is permissible for the Person Responsible to delegate the completion and submission of this form to a representative (e.g. their groom), the Person Responsible remains responsible for any failure to comply with the requirements, including the completion, signature and submission of the form. Any falsification of this form or the temperature monitoring chart may lead to the opening of disciplinary proceedings in accordance with the disciplinary process set out in the FEI General Regulations.



Swipe to confirm

Cancel

# All Users

**Step 6:** The screen will display a confirmation message with the relevant Show and the name of the Horse(s) for which you have filled in the Equine Health Self-Certification Form. Click on **OK**.











# All Users


**Step 7:** When completed, the Horse Health Self-Certification form will be listed under your Horse. You can view the information by pressing the **eye** symbol.



If you have incorrectly filled in the Self-Certification form for whatever reason, for a future FEI Event, (e.g. wrong Horse, wrong Event, declaration no longer true, etc.) you can delete the Form by clicking on the **delete** symbol.


# All Users

11:16   





  Self-Certification forms 









**ESPRESSO KAZAAR**   
106GQ14  
1 Horse Health Requirements violation(s)  
Expand 



### Current Self-Certification Forms

	<b>Hastings (NZL)</b> CSI1*	08/12/2023 08/12/2023	
	<b>Thermal CA (USA)</b> CSI5*	05/12/2023 10/12/2023	

### Past Self-Certification Forms (showing only the last 14 created)

	<b>Riesenbeck (GER)</b> CSI2*,CSI1*,CSIYH1*	29/11/2023 02/12/2023	
	<b>Thermal CA (USA)</b> CDI- W,CDI3*,CDI2*,CDI1*,CDIP,C DIAM,CDIY,CDIJ,CDIU25,CDI Ch-A,CDIYH	16/11/2023 19/11/2023	
	<b>Lier (BEL)</b> CSI1*,CSI2*,CSIYH1*	15/11/2023 19/11/2023	

# All Users

Unique solution ID: #1257

Author:

Last update: 2024-10-04 10:54