

Jumping Invitations

How to indicate you wish to participate at another Event of the same Show on the FEI Online Invitation System

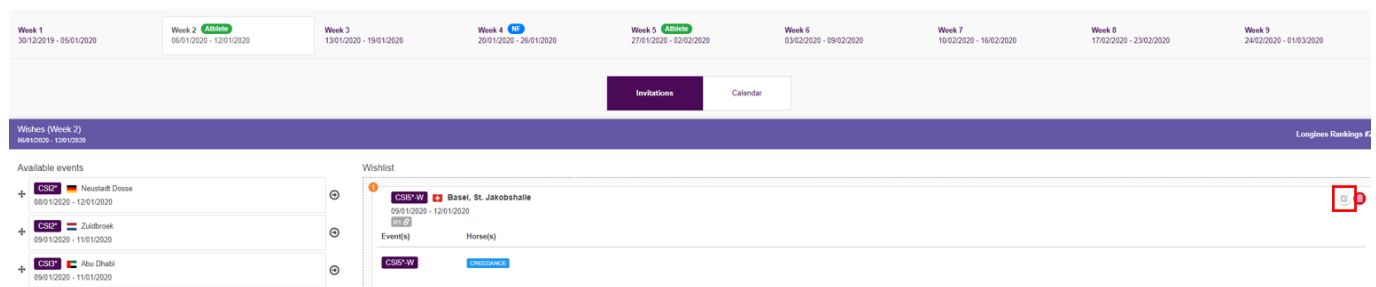
You have added an Event to your wish list but you want to participate at another lower level Event at the same Show ?

For information on connected Events at the same show, please [click here](#) and refer to the **VARIOUS CONCEPTS** section.

Step 1 : Go to <https://invitation.fei.org> and login with your FEI ID number and password.

Step 2 : You land on your **Dashboard** from where you can select the week in which you wish to make your choices or edit existing wish lists.


Locate the week and the wish list you want to modify and click the **Edit wish** button:



Step 3 : If a connected Event is available and you wish to make an entry for this Event, change the toggle button next to this Event to **Yes** and add any Horses or horse slots to the entry:

Jumping Invitations


Editing wish ✕

 Basel, St. Jakobshalle
09/01/2020 - 12/01/2020
CSI5*-W

Competing horse(s)

CREEDANCE ✕

Other event(s) :
If accepted, you will be entered in

 **CSIAm-A** **Yes**

Horse slot ✕

If you are allocated an invitation to the main Event (CSI5*-W in this example) an entry will also be made for you in the connected Event (CSIAm-A in this example).

The invitation in the main Event due to your Longines Ranking position will be automatically accepted, your entry in the connected Event (lower level event) will be submitted to the Organising Committee for acceptance.

You can follow the status of your entries on the FEI SportManager App, FEI SportApp or your Invitation Dashboard.

Unique solution ID: #1179

Author:

Last update: 2020-01-05 12:12