

General Questions

How to vote in the FEI Athlete Elections 2022

You are eligible to vote in the FEI Athlete Elections 2022?

You would like to cast your vote?

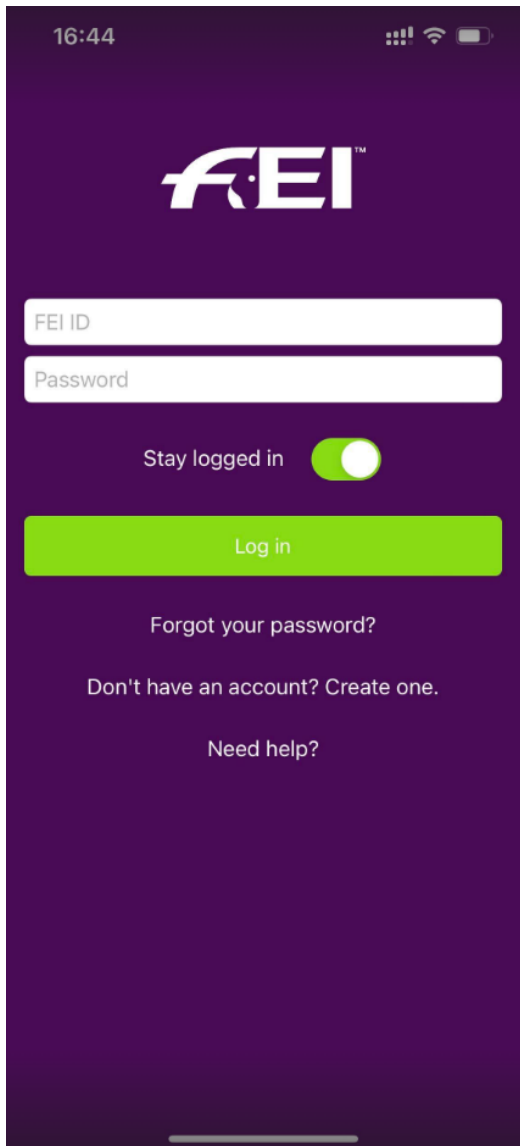
Step 1: Make sure you have downloaded the [FEI HorseApp](#).

If you have not yet downloaded the FEI HorseApp, click on the relevant logo below to download the latest version.



Step 2: Login to the FEI HorseApp using your FEI ID number and Password.

General Questions

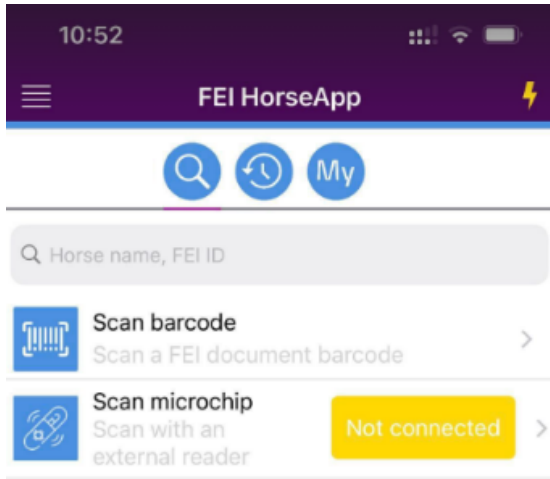


- If you can't remember your FEI ID number please click [here](#).
- Guidelines to help you login to the FEI HorseApp can be found [here](#).

Step 3: If you are eligible to vote you will see a **Vote Now!** banner at the bottom of the FEI HorseApp.

Click on the banner and you will be redirected to the voting platform where you will be able to cast your vote.

General Questions



NEED HELP? usersupport@fei.org



Step 4: Once on the voting platform, please select your discipline from the list displayed.

General Questions



ELECTION DES ATHLÈTES - 2022

Français

Se déconnecter

Francisco Test D ALVES

Francisco Test D ALVES,

Bienvenue sur votre espace de vote

Votez aux élections

Vous pouvez participer aux élections suivantes :



Jumping

Je participe →



Dressage

Je participe →



Drivina & Para Drivina

Je participe →

Step 5: Select the **candidate** for whom you wish to cast your vote, or choose blank vote. Then click on **Next step -->**

General Questions

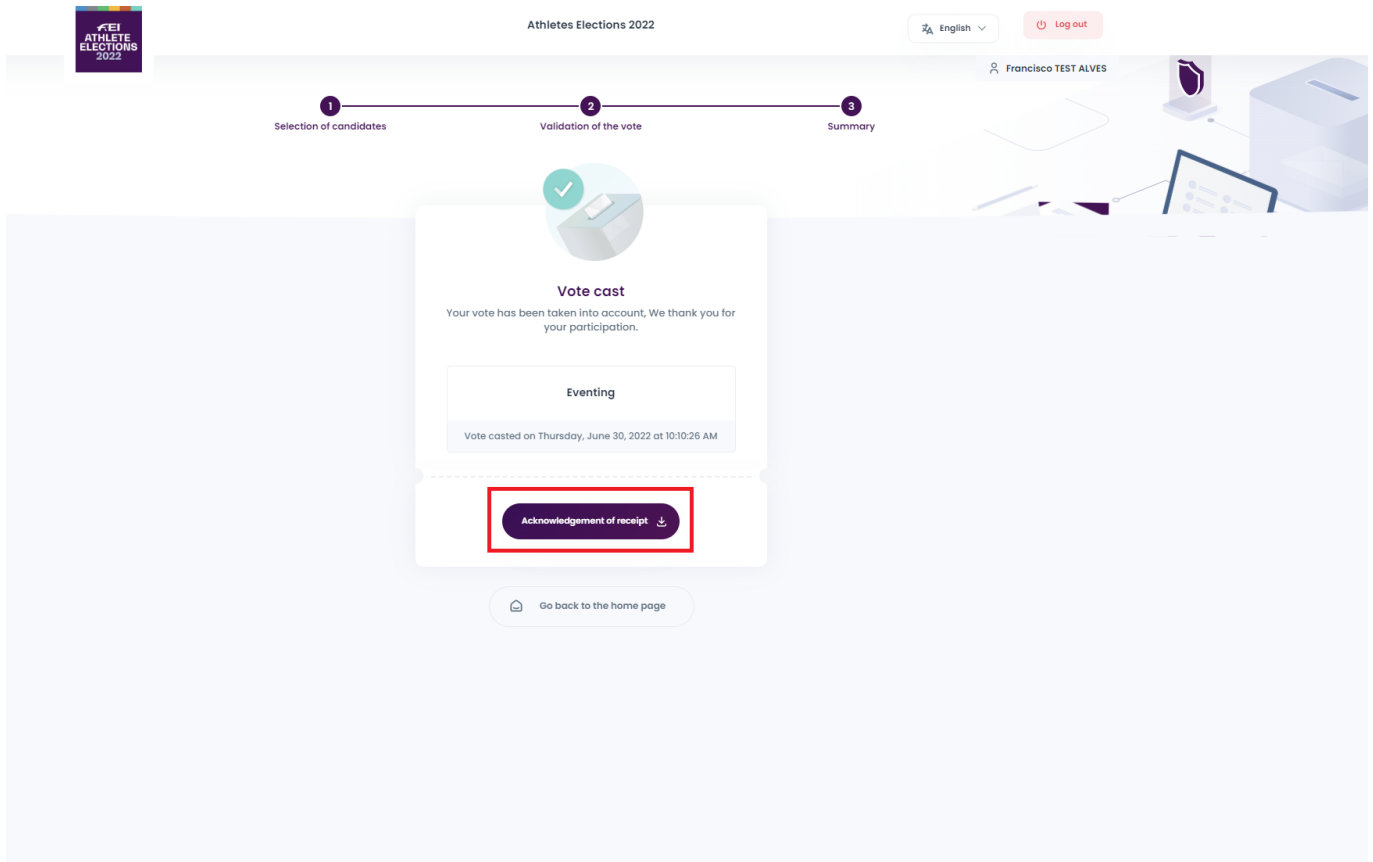
The screenshot shows the 'Athletes Elections 2022' interface. At the top, there is a progress bar with three steps: 1. Selection of candidates, 2. Validation of the vote, and 3. Summary. The user is currently on step 1. The page title is 'Athletes Elections 2022' and the event is 'EVENTING'. There are two indicators: '1 position to be filled' and '1 candidate'. A message says: 'To vote, click on the candidate(s) of your choice or on blank vote then click on Continue'. Below this, there are two options: 'Name of Candidate' with a 'Curriculum Vitae and Motivation Letter' icon, and 'BLANK VOTE'. A red arrow points to the 'Name of Candidate' option. At the bottom, there is a 'Go back' button and a 'Next step' button, which is highlighted with a red box.

Step 6: Confirm your vote by clicking on **I confirm my choice**.

The screenshot shows the 'Athletes Elections 2022' interface at the 'Validation of the vote' step. The progress bar shows step 2 is active. The page title is 'Athletes Elections 2022' and the event is 'EVENTING'. There are two indicators: '1 position to be filled' and '1 candidate'. The main heading is 'Confirm your vote'. Below it, a message says: 'To definitively confirm your vote, click on the button I confirm my choice. Once your choice has been confirmed, it will no longer be possible to modify it.' Below this, it says '1 CANDIDATE SELECTED' and 'Name of Candidate'. A button labeled 'I confirm my choice' with a checkmark is highlighted with a red box. At the bottom, there is a 'Change my choice' button.

General Questions

Step 7: Once your vote has been cast, you can download an acknowledgement of receipt or receive an email confirmation if you wish.



Please note: after having cast your vote, the VOTE NOW button will remain on your FEI HorseApp profile until your vote has been registered. The button to vote will then disappear.

Unique solution ID: #1267

Author:

Last update: 2022-07-01 12:39