

Veterinarians

How to enter a pony measurement on the FEI HorseApp

You are an Official FEI Veterinarian present at a FEI Measuring Session and you need to enter the measurement of a pony in the FEI HorseApp?

Step 1: Download the FEI HorseApp.

[Click here for all information related to the FEI HorseApp including the links to download the App.](#)

Step 1: Login to the FEI HorseApp using your FEI ID number and password.

Veterinarians

[Click here](#) to see how to log in to the FEI HorseApp if you have any issues.

Step 2: As a FEI Veterinarian, certain functionalities are reserved specifically for your role.

Choose that you wish to act as a **Veterinarian** to access the Pony Measurement functionalities.

Veterinarians

Step 3: Choose that you wish to enter the **Pony measurement** module.

Step 4: You will see your current/ongoing pony measurement session(s) as well as your past sessions. Please note that only sessions within the last year will be visible. Select the current session you are assigned to.

The information displayed for every session is

Veterinarians

- Venue name and country
- Start and end date
- Measurement type
- Total number of measurements
- Measured in count
- Measured out count

Step 5: Click on **New measurement** to add the measurement of the Pony you are currently measuring.

Veterinarians

Step 6: Search for the desired Pony to measure.




You can choose to:




- a. **Scan Horse Microchip** using a bluetooth microchip reader, this will open the profile of the Horse directly. The list of compatible microchip scanners can be found [here](#).
- b. If you do not have a compatible microchip scanner, you can choose any of the options highlighted in yellow to search for the Horse by name or FEI ID number. We recommend to always search for the Horse with its FEI ID to avoid any mistake.

Veterinarians

Step 7: Indicate if the Pony is **shoed** or **not shoed**, enter the height of the Pony and enter the **sticker serial number**. You can scan the QR code of the sticker. You can also indicate if further examinations were done and once the Pony Measurement sticker is stuck in the Horse's passport, you need to upload a picture by clicking on **take a photo** or **search from album**. Click on **confirm**.


16:31



 LATTE MACCHIATO 

Measurement started: 00:05

Horse age: 15 yo

SHOED 

NOT SHOED

Height

+

+

+

+

147.0

-


-

-

-

cm

MEASURED IN




Sticker serial number


DNA Sampled

EADCMP Testing

X-Ray Requested

Passport sticker page

TAKE A PHOTO 

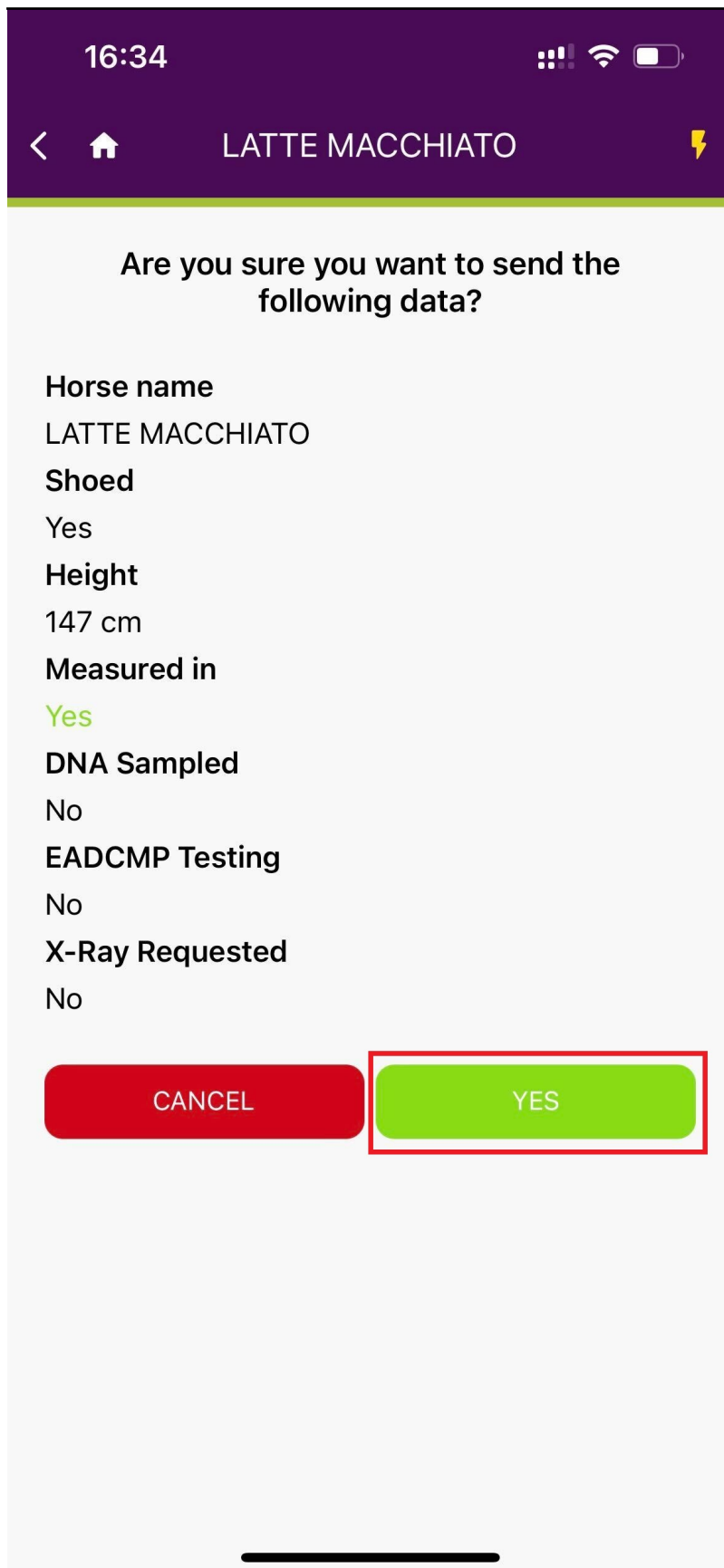
SEARCH FROM ALBUM 

CANCEL

CONFIRM



Veterinarians

Step 8: Verify the information and click on **Yes** to submit the data.



The screenshot shows a mobile application interface with a purple header bar. The header contains a back arrow, a home icon, the text "LATTE MACCHIATO", and a lightning bolt icon. Below the header, the text "Are you sure you want to send the following data?" is displayed. The data being reviewed includes: Horse name (LATTE MACCHIATO), Shod (Yes), Height (147 cm), Measured in (Yes), DNA Sampled (No), EADCMP Testing (No), and X-Ray Requested (No). At the bottom, there are two buttons: a red "CANCEL" button and a green "YES" button, which is highlighted with a red rectangular border.

16:34

<  LATTE MACCHIATO 

Are you sure you want to send the following data?

Horse name
LATTE MACCHIATO

Shod
Yes

Height
147 cm

Measured in
Yes

DNA Sampled
No

EADCMP Testing
No

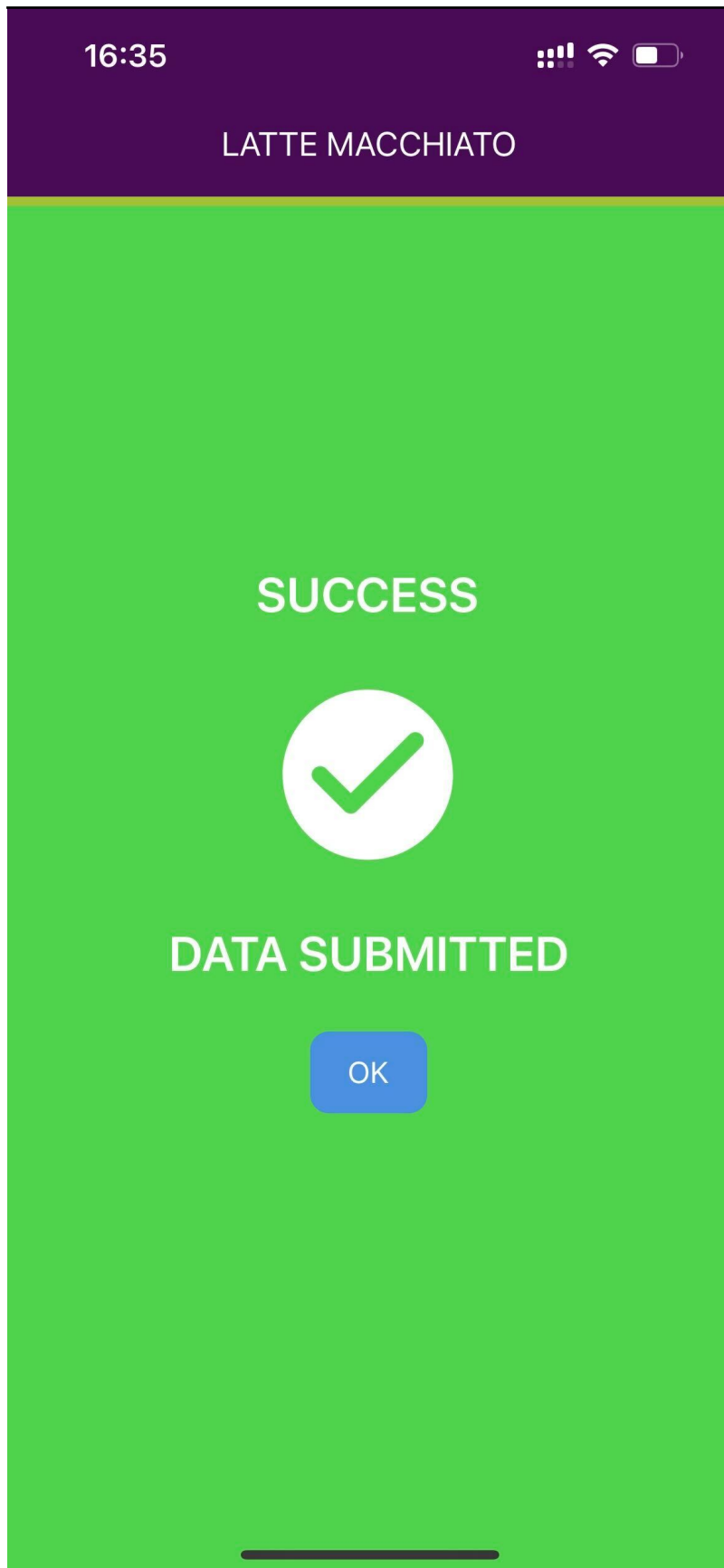
X-Ray Requested
No

CANCEL **YES**

Veterinarians



Veterinarians



Step 9: After submitting the measurement, it will appear in the session list.
Page 9 / 12

(c) 2024 Fédération Equestre Internationale <usersupport@fei.org> | 2024-11-21 18:59

URL: <https://howto.fei.org/content/5/290/en/how-to-enter-a-pony-measurement-on-the-fei-horseapp.html>

Veterinarians


09:36

<

🏠

Pony measurement
Blair Castle (GBR)

⚡



BLAIR CASTLE (GBR)
FEI MEASURING SESSION

01/01/2023
31/12/2023

TOTAL: 2

IN: 0

OUT: 2

🔍

Horse name, FEI ID

LATTE MACCHIATO
106TH42

MEASURED IN: NO
CERT. TYPE: OUT

▼

MONTREUX
103EM39

MEASURED IN: NO
CERT. TYPE: OUT

▼

+

New measurement

Step 10: If you choose a previously measured Pony, you will be able to view additional details about that measurement.

Veterinarians

Questions regarding FEI Pony Measuring Sessions can be sent to: veterinary@fei.org

Veterinarians

Unique solution ID: #1289

Author:

Last update: 2023-12-21 15:13