

Athletes

How to upload or change the Athlete portrait photo on FEI Biographies

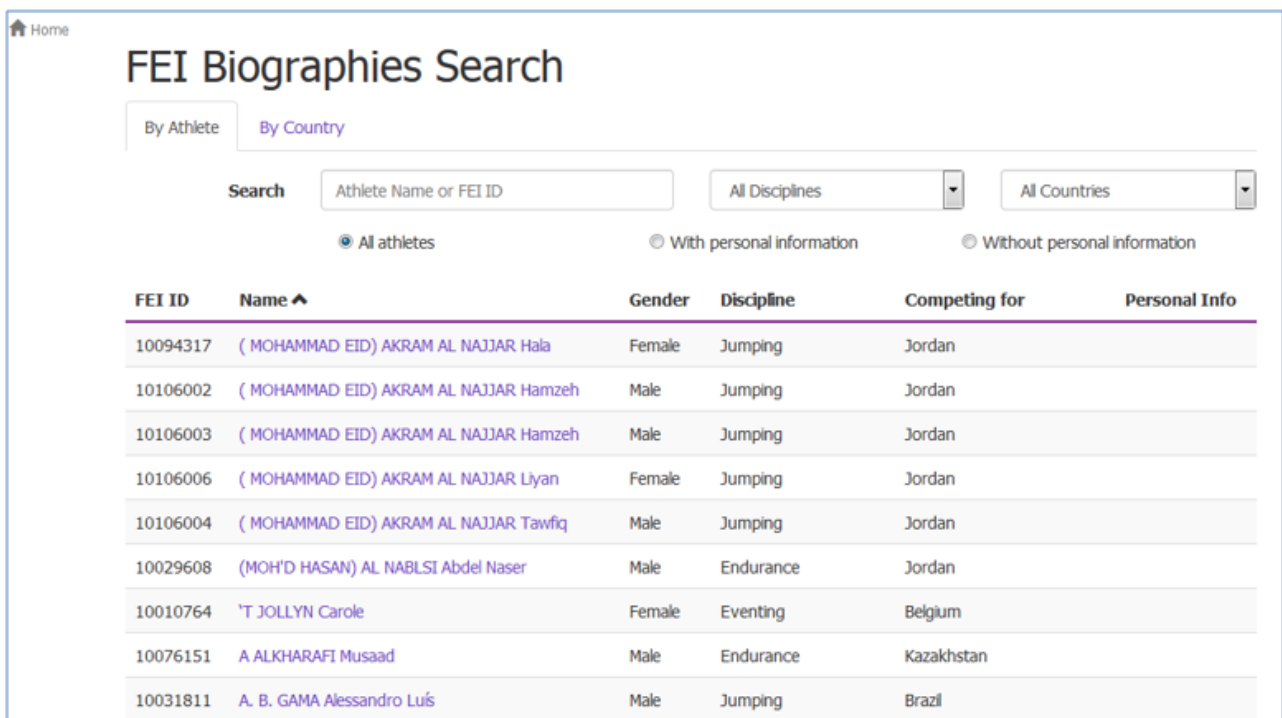
Your Athlete is going to take part to a major event and you want to upload a portrait photo of them?

The FEI Entry System requires a portrait photo of your Athlete?

Step 1: Go to: <https://www.fei.org/bios> and click on the **Sign in** button located in the top right corner.



Here you will need to sign in with your FEI ID number and password. Once signed in you will arrive on the FEI Biographies Home Page.



Step 2: You must search for the Athlete in question to be able to edit their biography. There are two tabs to search under, **By Athlete** (default page) and **By Country**.

Under the **By Athlete** tab you can search by Athlete Name or FEI ID and you can

Athletes

filter by Discipline and Country.

FEI Biographies Search

By Athlete By Country

Search


All athletes With personal information Without personal information

FEI ID	Name ^	Gender	Discipline	Competing for	Personal Info
10094317	(MOHAMMAD EID) AKRAM AL NAJJAR Hala	Female	Jumping	Jordan	✓
10010764	T JOLLYN Carole	Female	Eventing	Belgium	✓
10076151	A ALKHARAFI Musaad	Male	Endurance	Kazakhstan	✓
10031811	A. B. GAMA Alessandro Luís	Male	Jumping	Brazil	✓
10098114	A. RAHMAN Nurul Liyana	Female	Endurance	Malaysia	✓
10058722	ABADI Laurie	Female	Jumping	France	✓
10085682	ABADIE Kylliane	Female	Jumping	France	✓
10012037	ÁCS Róbert	Male	Dressage	Hungary	✓
10031085	ADAMS Michaël	Male	Jumping, Dressage	Australa	✓

Step 3: You click on the name of the Athlete in question and this will open the Athlete's biography page.

If you are correctly logged in with the correct access, the **Edit** button will appear in the top right corner.

Home



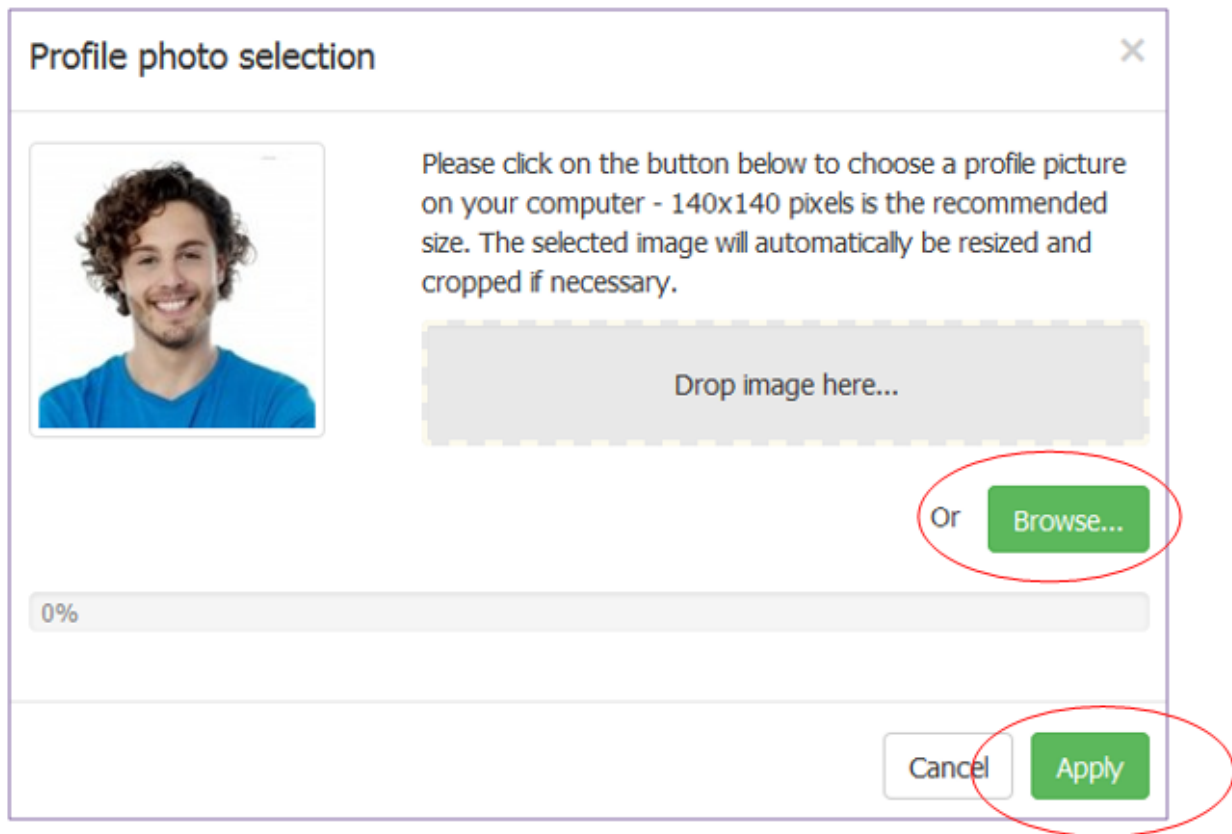
Michaël ADAMS

Michaël ADAMS is an Australian athlete and competes in Jumping and Dressage.

Step 4: You can change or upload a photo of your Athlete by clicking on the photo box on the left hand side.

A pop-up will open where you can browse for a photo or drop an image in the relevant box.

Athletes



Step 5: Once you have added the photo to the pop-up window, you click on **Apply** to save this to the Athlete's biography page.

You need to change some text on the Athlete's biography?

Click here to see ["How to modify an Athlete's Biography Page"](#)

Unique solution ID: #1001

Author:

Last update: 2019-07-18 16:01