

Jumping Invitations

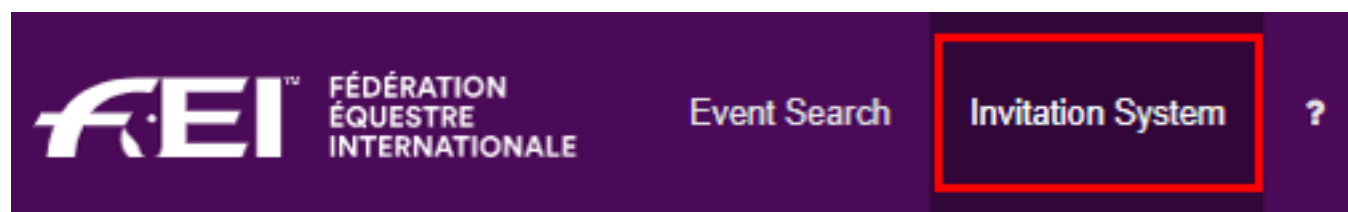
How to add an Event to the list of my Athlete's choices on the FEI Online Invitation System

Your Athlete forgot to add a Event to their wish list? You want to add another Event to give the Athlete more opportunity to receive an invitation?

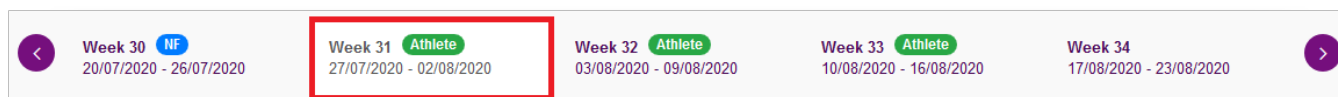
As National Federation, you can edit, change and modify your Athlete's wish list where needed.

Step 1: Go to <https://invitation.fei.org> and login with your FEI ID number and password.

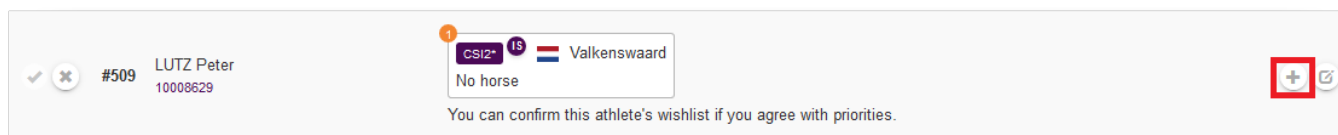
Step 2: In the top menu bar, click on **Invitation System**:



Step 3: Select the week in which you want to add an Event for an Athlete:



Step 4: Scroll down to the Athlete to which you want to add an Event. Click the + button on the right of the Athlete's name:



Step 5: Click on the Event you want to add to the Athlete's wish list:

Jumping Invitations

Week 31
27/07/2020 - 02/08/2020

Longines Rankings #229

Athlete name or FEI ID

Download Wish lists with choices Order by...

For hosted athletes, You can confirm wishlists only if no major events are wished. Yes Show help

Click to add as choice

CSI1* Dinar

CSI2* Valkenswaard

CSI3* Dinar

#509 LUTZ Peter
10008629

No horse

You can confirm this athlete's wishlist if you agree with priorities.

The new Event now appears as one of the Athlete's choices on their wish list

Week 31
27/07/2020 - 02/08/2020

Longines Rankings #229

Athlete name or FEI ID

Download Wish lists with choices Order by...

For hosted athletes, You can confirm wishlists only if no major events are wished. Yes Show help

CSI2* Valkenswaard

CSI3* Dinar

#509 LUTZ Peter
10008629

No horse

You can confirm this athlete's wishlist if you agree with priorities.

To note: If you add an Event with unlimited entries to the Athlete's wish list, they are guaranteed to be entered and accepted in that Event during the invitation allocation process. This means:

- you cannot add two Events with unlimited entries to their wish list
- the Event with unlimited entries must be at the end of their wish list, after the Events using the FEI Invitation System.

Step 6: If you would like to change the priority order of your Athlete's choices, click on the toggle button on the right hand side. You will then be able to drag and drop the Events to change their order.

For more information on how to change the order of the Events, click here to see [How to change the Event priority of my Athlete's choices](https://howto.fei.org/content/8/133/en/how-to-add-an-event-to-the-list-of-my-athlete_s-choices-on-the-fei-online-invitation-system.html)

Jumping Invitations

Unique solution ID: #1132

Author:

Last update: 2020-09-24 16:24