

Jumping Invitations

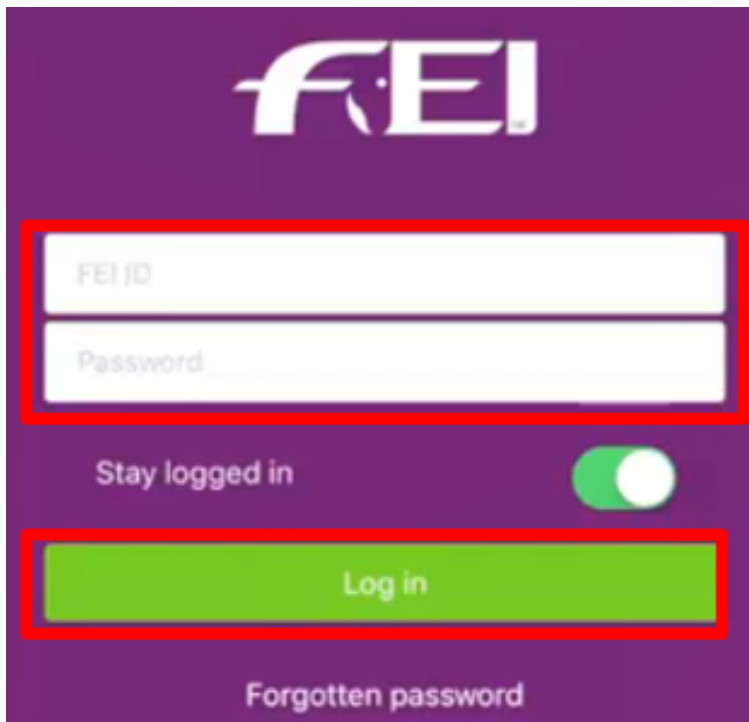
How to log in (logout) to the FEI Online Invitation System on the FEI SportManager App

In order to log in to the FEI online Invitation System, you will need your personal FEI ID number.

If you cannot remember your FEI ID number, please refer to: [How to find my FEI ID Number](#).

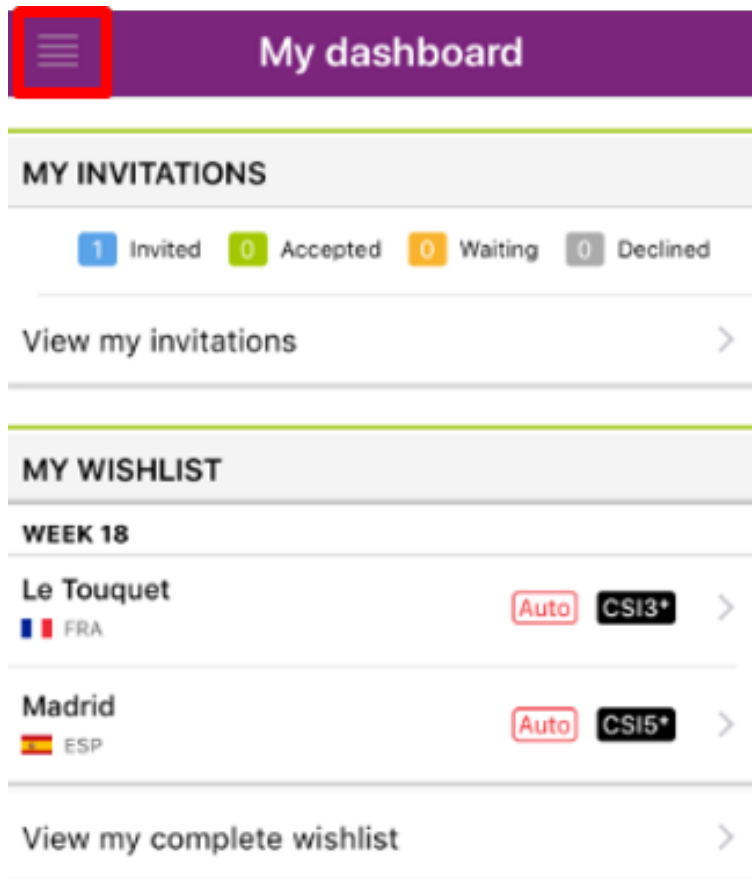
The video below outlines the process, you will find step-by-step guidelines below the video.

Step 1 : Enter your FEI ID number and your password and click on **Log in**:

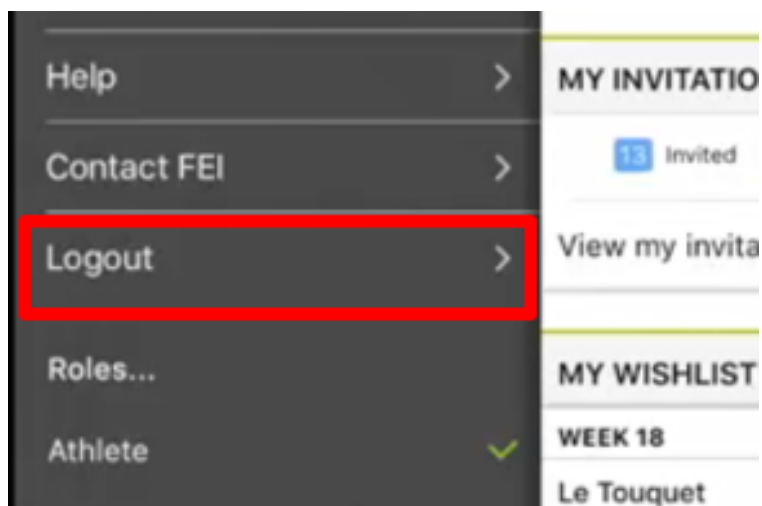
The image shows the login screen of the FEI SportManager App. At the top is the FEI logo. Below it are two white input fields: 'FEI ID' and 'Password'. A red rectangle highlights both input fields. Below the fields is a 'Stay logged in' toggle switch, which is currently turned on. Below the toggle is a green 'Log in' button, also highlighted with a red rectangle. At the bottom is a link for 'Forgotten password'.

Step 2 : You are now logged in and you can see your Dashboard page. In order to logout, navigate to the leftside menu :

Jumping Invitations



Step 3: Select **Logout** :



Jumping Invitations

Unique solution ID: #1129

Author:

Last update: 2019-09-10 13:08