

General Questions

How to vote in the FEI Athlete Elections 2022

You are eligible to vote in the FEI Athlete Elections 2022?

You would like to cast your vote?

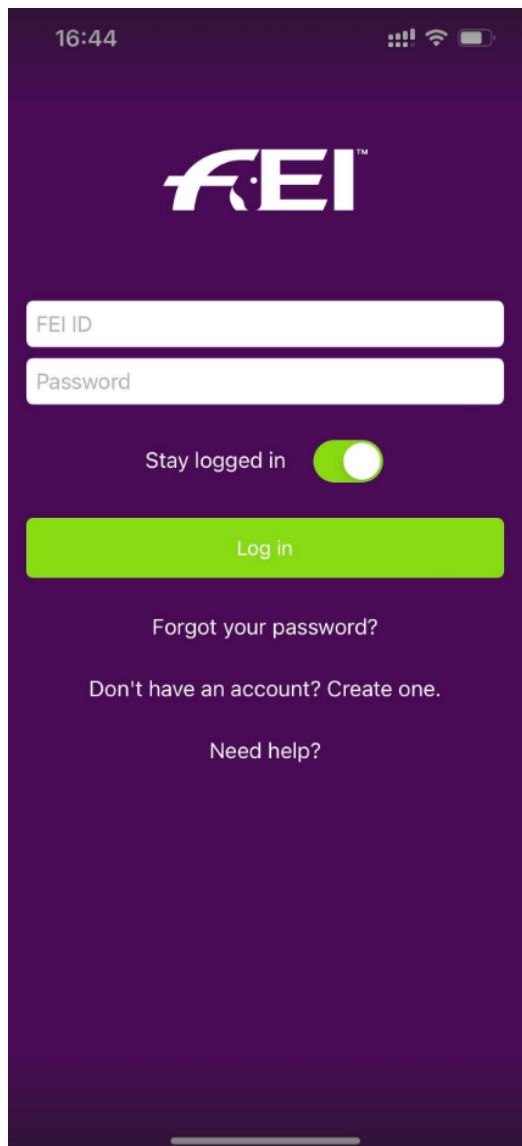
Step 1: Make sure you have downloaded the [FEI HorseApp](#).

If you have not yet downloaded the FEI HorseApp, click on the relevant logo below to download the latest version.



Step 2: Login to the FEI HorseApp using your FEI ID number and Password.

General Questions

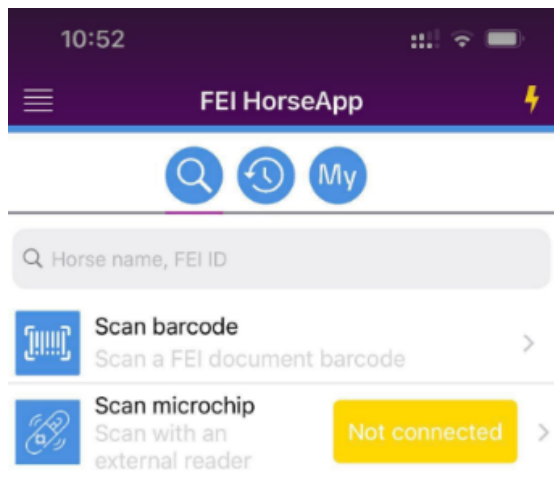


- If you can't remember your FEI ID number please click [here](#).
- Guidelines to help you login to the FEI HorseApp can be found [here](#).

Step 3: If you are eligible to vote you will see a **Vote Now!** banner at the bottom of the FEI HorseApp.

Click on the banner and you will be redirected to the voting platform where you will be able to cast your vote.

General Questions



NEED HELP? usersupport@fei.org



Step 4: Once on the voting platform, please select your discipline from the list displayed.

General Questions



ELECTION DES ATHLÈTES - 2022

Français

Se déconnecter

Francisco Test D ALVES

Francisco Test D ALVES,

Bienvenue sur votre espace de vote



Votez aux élections

Vous pouvez participer aux élections suivantes :



Jumping

Je participe →



Dressage

Je participe →



Drivina & Para Drivina

Je participe →

Step 5: Select the **candidate** for whom you wish to cast your vote, or choose blank vote. Then click on **Next step -->**

General Questions

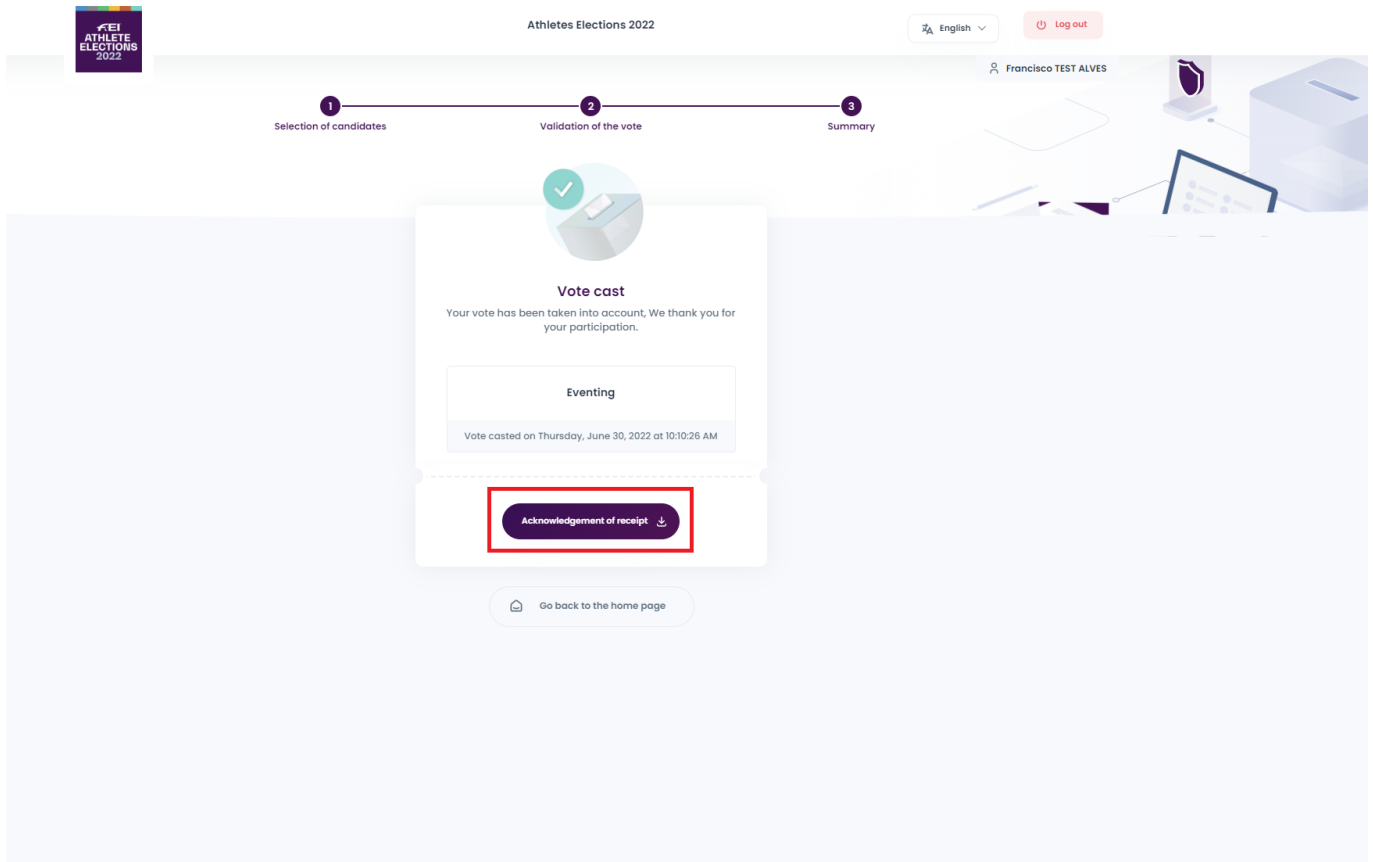
The screenshot shows the 'Athletes Elections 2022' interface. At the top, there is a progress bar with three steps: 1. Selection of candidates, 2. Validation of the vote, and 3. Summary. The user is currently on step 1. The header includes the FEI logo, the event name 'Athletes Elections 2022', a language dropdown set to 'English', and a 'Log out' button. The user's name 'Francisco TEST ALVES' is displayed in the top right. The main content area has a title 'Athletes Elections 2022' and 'EVENTING'. Below this, it states '1 position to be filled' and '1 candidate'. A instruction reads: 'To vote, click on the candidate(s) of your choice or on blank vote then click on Continue'. There are two main options: 'Name of Candidate' with a red arrow pointing to a selection box, and 'BLANK VOTE' with a red arrow pointing to a checkbox. At the bottom, there is a 'Go back' button on the left and a 'Next step' button on the right, which is highlighted with a red box.

Step 6: Confirm your vote by clicking on **I confirm my choice**.

The screenshot shows the 'Athletes Elections 2022' interface at the 'Validation of the vote' step. The progress bar now highlights step 2. The main content area has a title 'Athletes Elections 2022' and 'EVENTING'. Below this, it states '1 position to be filled' and '1 candidate'. The section is titled 'Confirm your vote' and includes the instruction: 'To definitively confirm your vote, click on the button I confirm my choice. Once your choice has been confirmed, it will no longer be possible to modify it.' Below this, it says '1 CANDIDATE SELECTED'. There is a box for 'Name of Candidate' and a button labeled 'I confirm my choice' with a checkmark, which is highlighted with a red box. At the bottom, there is a 'Change my choice' button.

General Questions

Step 7: Once your vote has been cast, you can download an acknowledgement of receipt or receive an email confirmation if you wish.



Please note: after having cast your vote, the VOTE NOW button will remain on your FEI HorseApp profile until your vote has been registered. The button to vote will then disappear.

Unique solution ID: #1267

Author:

Last update: 2022-07-01 12:39