


Veterinarians

How to print my FEI Permitted Treating Veterinarian or Official Veterinarian Card


You need to print your FEI PTV or FEI OV Card to take with you to a FEI Event?

You need to download your updated version after taking your exam?

Step 1: Please log into the FEI Database (<https://data.fei.org>) with your **FEI ID and password** by clicking on **Login** at the top right of the page:





Step 2: Once logged in, click on **My Account** next to your name in the top right corner of the page:



Step 3: Scroll down until you get to the **Official** section and see your **Roles** and **Additional Roles** listed.

On the right hand side, click on **View Certificate** to download and open the relevant Certificate:



Additional Role	Discipline	Begin Date	End Date	NF	Certificate Date	Certificate
FEI Permitted Treating Veterinarian		07/11/2020	06/11/2023	BRN	07/11/2020	View Certificate
FEI Permitted Treating Veterinarian		06/12/2016	05/12/2020		06/12/2016	View Certificate

The certificate will download and open in PDF format, please make sure you don't have any pop-up blockers activated on your computer.

You can then save/print your Certificate to use at your upcoming FEI Events.

Veterinarians

Unique solution ID: #1227

Author:

Last update: 2021-02-18 14:25