

Veterinarians

How to connect an Hero microchip scanner to the FEI HorseApp

You have a Hero microchip scanner?

You will use the FEI HorseApp at your next Event to perform the Examination on Arrival?

Below you will find the step-by-step procedure to connect your scanner to the FEI HorseApp.

Step 1: Set the Hero scanner to **Pair** mode.



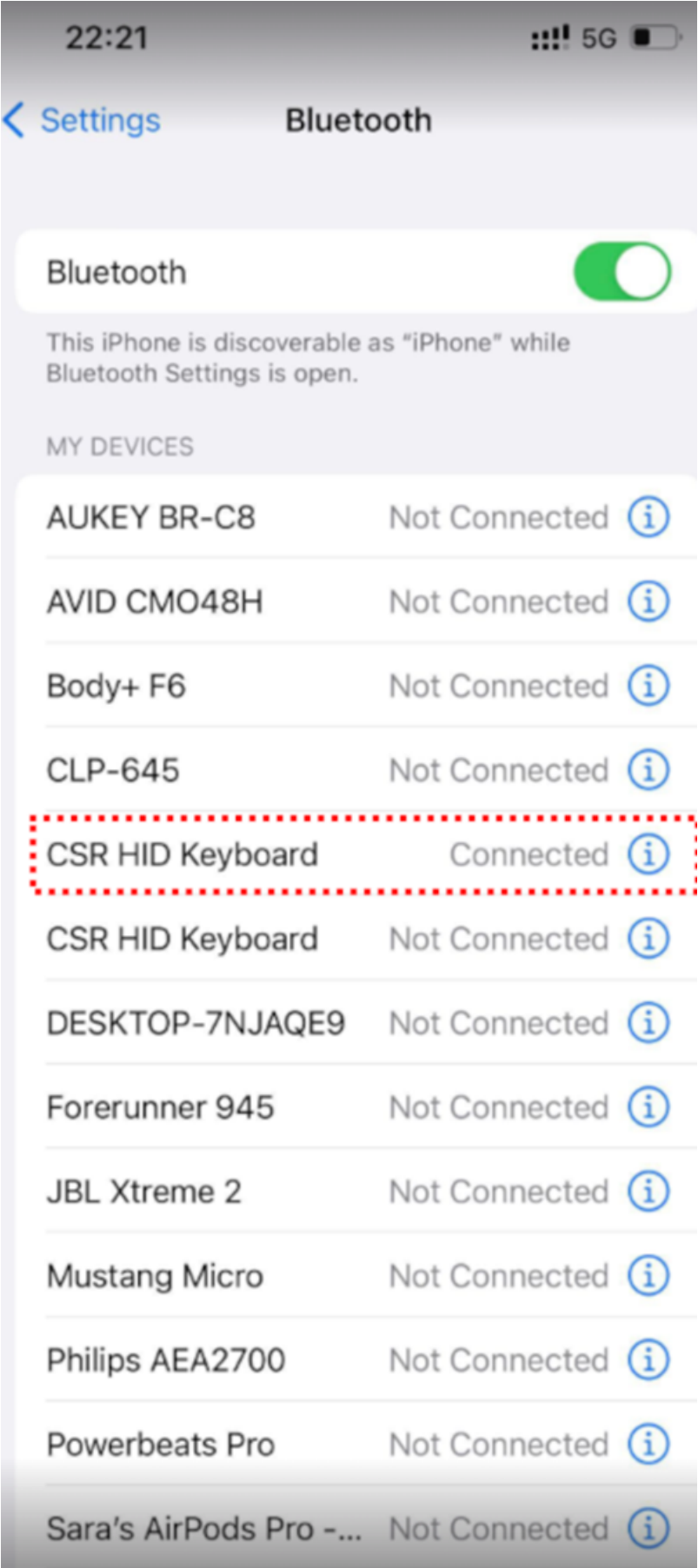
Step 2: Open Bluetooth on your mobile phone and search for devices.

Step 3: Press the scanner **CSR HID Keyboard** to connect.

Veterinarians

Step 4: Your microchip scanner is **Connected** to your mobile phone.

Veterinarians

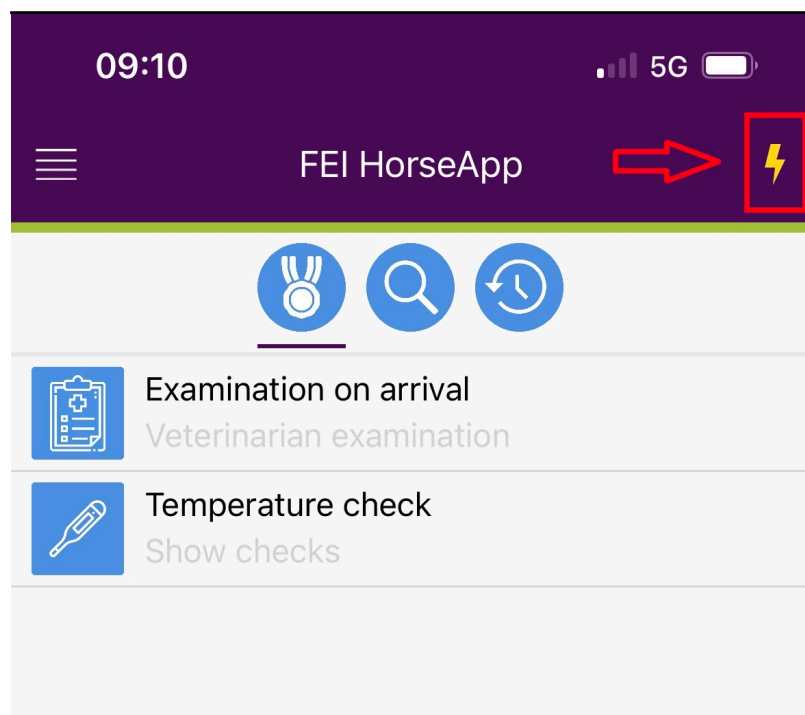


Step 5: Open the FEI HorseApp and login with your FEI credentials.

Veterinarians

[Click here to see how to log in the FEI HorseApp.](#)

Step 6: Click on the **thunderbolt** logo on the top right-hand side to connect the scanner with the FEI HorseApp.



Step 7: Locate the Hero scanner on the Keyboard Type scanner list and press **Enable**.

Veterinarians

Step 8: Once the Hero scanner is connected to the FEI HorseApp, the button will turn **green** and the **thunderbolt** logo will also show that you are correctly connected.

Veterinarians

Step 9: You can now proceed with scanning a Horse. To scan, place the microchip scanner on the Horse microchip and press the read button on the Hero scanner.

Please note that a keyboard type scanner will work in a different way than the other type of scanners.

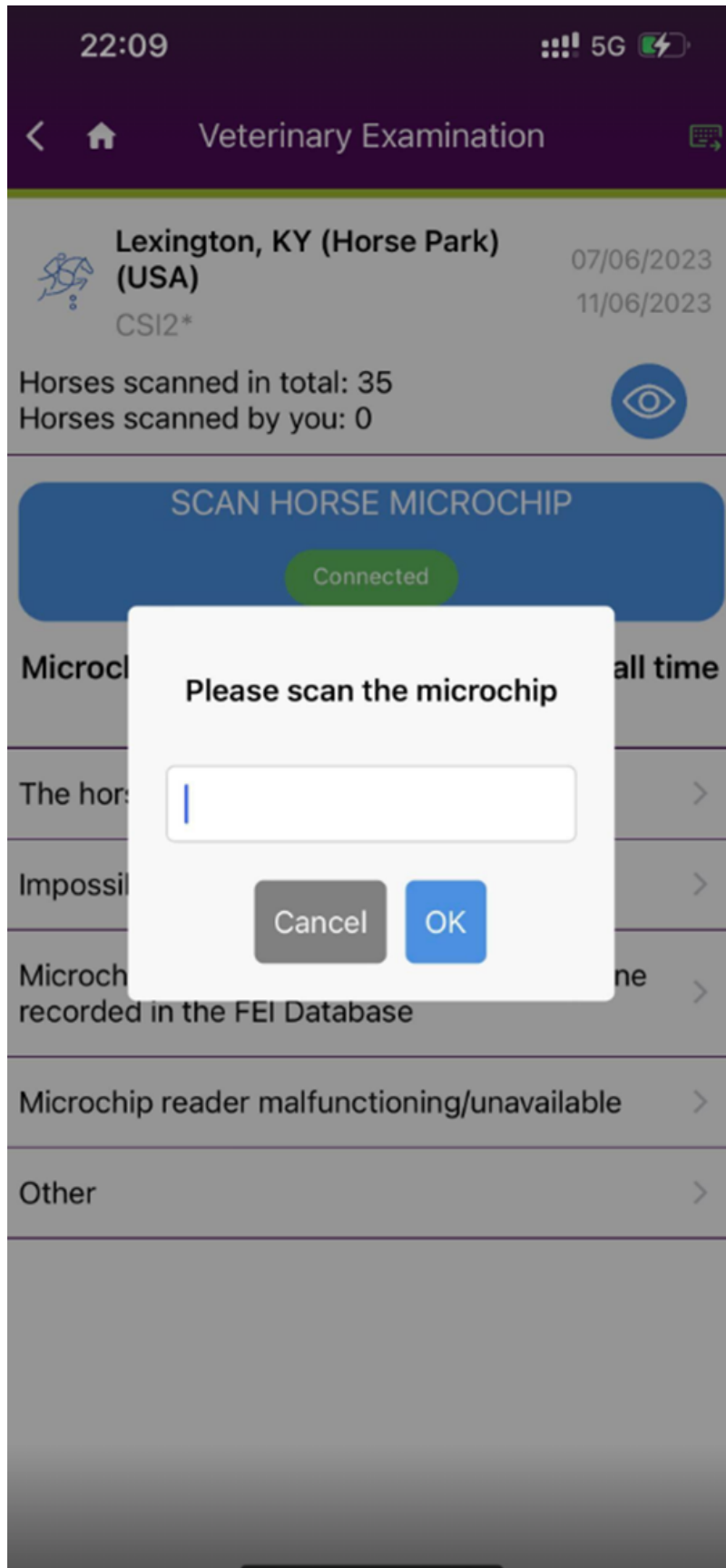
For FEI Veterinarians only:

Step 1: Once connected you will need to press the "Scan Horse Microchip" button.

Step 2: A pop-up window will open. You can scan the microchip on the Horse and wait for the number to appear on the field.

Step 3: Press **OK**.

Veterinarians



Using the Search functionality:

Step 1: Once connected you will need to press the "Scan Horse Microchip" button

Page 7 / 9

(c) 2024 Fédération Equestre Internationale <usersupport@fei.org> | 2024-05-12 07:21

URL: <https://howto.fei.org/content/5/283/en/how-to-connect-an-hero-microchip-scanner-to-the-fei-horseapp.html>

Veterinarians

or press the search bar.

Step 2: You can scan the microchip and wait for the number to appear on the field.

Step 3: Press **OK**.

Veterinarians

[Click here to see how to use the FEI HorseApp during the Examination on Arrival](#)

Unique solution ID: #1282

Author:

Last update: 2023-06-13 10:40