

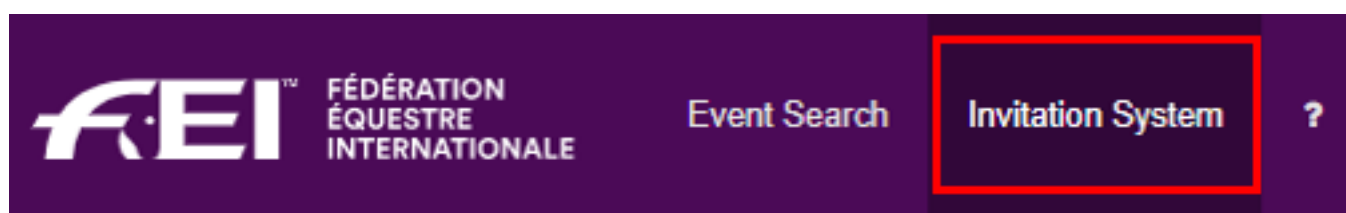
# Jumping Invitations

## How to add a horse or horse slot to my Athlete's choices on the FEI Online Invitation System

As a National Federation member, you can manage the horses for your Athlete's Event choices.

**Step 1:** Go to <https://invitation.fei.org> and login with your FEI ID number and password.

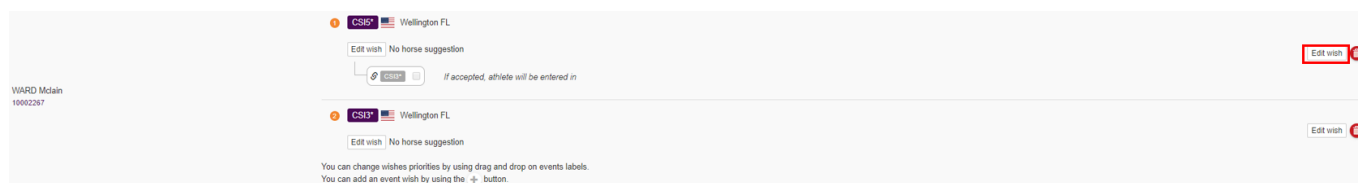
**Step 2:** In the top menu bar, click on **Invitation System**.



**Step 3:** Select the week in which you wish to manage your Athlete's wish list.

Week 40 30/09/2019 - 06/10/2019	Week 41 07/10/2019 - 13/10/2019	Week 42 14/10/2019 - 20/10/2019	Week 43 21/10/2019 - 27/10/2019
------------------------------------	------------------------------------	------------------------------------	------------------------------------

**Step 4:** Locate your Athlete's choice where you want to add a horse or horse slot and click the "Edit wish" button :




**Step 5:** You can manage horses and horse slots in the pop-up window.

To add a horse slot, click **Add horse slot** and save your changes. You can add a certain number of slots in accordance with the quotas of the Event.

# Jumping Invitations

**Editing wish** ✕

 Wellington FL  
21/01/2020 - 26/01/2020  
CSI5\*

Competing horse(s)


Add horse

Add horse slot

Horse slot ✕

To add a specific horse, type the name or FEI ID of the horse, choose it from the drop down list and click **Add horse** and save your changes.

**Editing wish** ✕

 Wellington FL  
21/01/2020 - 26/01/2020  
CSI5\*

Competing horse(s)

Add horse

Add horse slot


NOCHE DE RONDA ! ✕

You can add a certain number of horses in accordance with the quotas of the Event.

**Step 6** (optional): You can select horses or horse slots for other Events at the same Show if a connected Event is available:

# Jumping Invitations

**Editing wish** ✕

 Wellington FL  
21/01/2020 - 26/01/2020  
**CSI5\***

Competing horse(s)

Add horse Add horse slot

NOCHE DE RONDA ! ✕

Other event(s) :  
If accepted, you will be entered in

CSI3\* Yes

Add horse Add horse slot

Horse slot ✕

Delete wish Close Save

Once your Athlete's wish list is confirmed, you will see the corresponding horse symbols:

- grey horse symbol for an empty slot
- black horse symbol for a specific horse (the name appears when you hover the mouse over the symbol)
- "No horse" if no horses or slots were chosen

		#6	MADDEN Elizabeth 10000458 Athlete not registered	<div><div>1    <span>No horse</span> <span>0/1</span></div><div>2   <span>2/2</span></div></div>
		#8	FARRINGTON Kent 10009302	<div><div>1    <span>1/1</span></div><div>2   <span>1/1</span></div><div>3   <span>0/1</span></div><div>4   <span>1/2</span></div></div>

Unique solution ID: #1173  
Author: Ekaterina  
Last update: 2020-01-04 16:57