

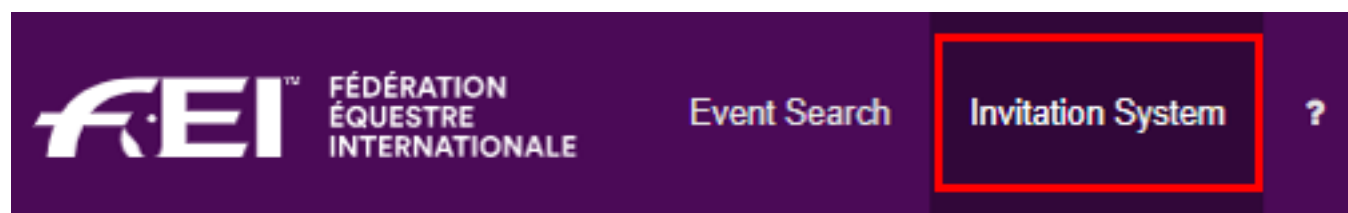
# Jumping Invitations

## How to reject my Athlete's Event choices on the FEI Online Invitation System


As a National Federation member, you can reject your Athlete's Event choices.

**Step 1:** Go to <https://invitation.fei.org> and login with your FEI ID number and password.


**Step 2:** In the top menu bar, click on **Invitation System**.



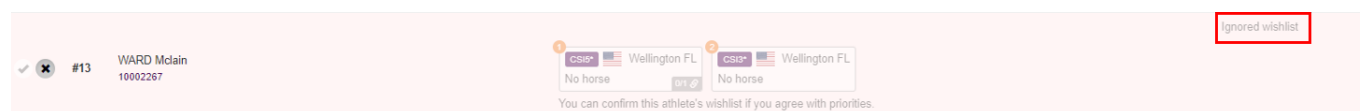
**Step 3:** Select the week for which you need to manage your Athlete's choices.



**Step 4:** Scroll down to the Athlete who's choices you would like to ignore. Click on the cross button on the left hand side :

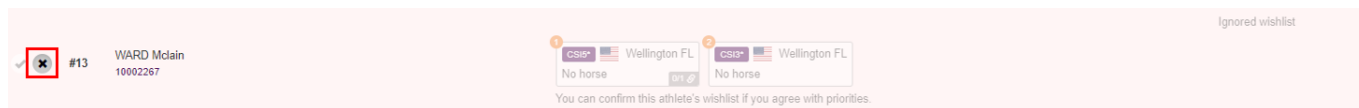


The ignored wish list now appears in light pink in the main list :



If you need to undo this action, click on the cross symbol again to un-ignore the Athlete's wishlist :

# Jumping Invitations



It is possible to filter the main list of Athletes to see the ignored wishlists by using the **Filters** feature.

Unique solution ID: #1178

Author:

Last update: 2020-01-04 16:39